


# 2022 Homestead Spartans Baseball



## Statistics and Records Book

# *Varsity Season Results (2022)*

**24 – 7**

<b>Date</b>	<b>Opponent</b>	<b>Score</b>	<b>W/L</b>
4/1/22	@Evansville Central	13-5	W
4/2/22	@Gibson Southern	5-9	L
4/2/22	@Olney Central	12-0 (5 innings)	W
4/5/22	Central Noble	13-1 (5 innings)	W
4/12/22	Huntington North	5-3	W
4/16/22	Cathedral	11-1 (6 innings)	W
4/16/22	Cathedral	5-11	L
4/21/22	@ Norwell	11-6	W
4/23/22	@ Hamilton Southeastern	10-3	W
4/23/22	@ Hamilton Southeastern	13-11	W
4/27/22	DeKalb	12-2 (6 innings)	W
5/2/22	Bishop Luers	14-0 (5 innings)	W
5/7/22	@ Snider	4-8	L
5/7/22	@ Snider	8-1	W
5/9/22	Northrop	5-1	W
5/10/22	Carroll (@Parkview Field)	12-5	W
5/11/22	@Carroll	5-1	W
5/12/22	Carroll	2-6 (8 innings)	L
5/13/22	Monroe Central	7-6	W
5/14/22	Fishers	0-11 (5 innings)	L
5/17/22	Blackhawk Christian	10-4	W
5/19/22	Northridge	12-2 (5 innings)	W
5/20/22	South Side	13-1 (5 innings)	W
5/21/22	Leo	3-6	L
5/21/22	Leo	9-1	W
5/23/22	@Bishop Dwenger	5-2	W
5/26/22	Huntington North (@HU)	3-0	W
5/28/22	Columbia City (@HU)	4-0	W
5/30/22	Wayne (@HU)	10-0 (5 innings)	W
6/4/22	Carroll (@Loeb Stadium)	4-2	W
6/4/22	Zionsville (@Loeb Stadium)	1-3	L

### Homestead Baseball Offensive Stats (2022)

#	Name	G	AVG	PA	AB	R	H	B	1B	2B	3B	HR	RBI	SB	CS	PK	BB	IBB	HBP	SO	Kc	Ks	XBH	TB	OBP	SLG	OPS
24	Andrew Pothast	1	1.000	1	1	0	1	0	1	0	0	0	0	0	0	0	0	0	0	0	0	0	0	1	1.000	1.000	2.000
20	Mason Weaver	3	0.500	3	2	0	1	0	1	0	0	0	0	0	0	0	1	0	0	1	0	1	0	1	0.667	0.500	1.167
11	Brennen Weigert	28	0.453	103	75	32	34	0	22	7	0	5	26	16	2	0	13	1	12	8	2	6	12	56	0.573	0.747	1.319
5	Nick Hockemeyer	31	0.376	<b>118</b>	<b>101</b>	<b>34</b>	<b>38</b>	0	17	<b>14</b>	6	1	31	16	1	0	9	0	6	8	2	6	<b>21</b>	<b>67</b>	0.453	0.663	1.116
6	Carter Dixon	27	0.362	83	69	7	25	0	15	10	0	0	19	3	1	1	8	0	4	19	2	17	10	35	0.446	0.507	0.953
7	Braydon Quintana	31	0.355	112	93	29	33	0	26	7	0	0	20	9	1	0	14	0	2	17	0	17	7	40	0.438	0.430	0.868
13	Jackson Todor	28	0.353	73	68	18	24	1	19	1	3	0	18	8	1	0	3	0	0	10	2	8	4	31	0.370	0.456	0.826
10	Jake Goode	27	0.348	86	69	18	24	2	17	3	2	0	19	16	2	0	13	0	1	14	6	8	5	31	0.442	0.449	0.891
12	Caden Tarango	3	0.333	3	3	0	1	0	1	0	0	0	0	0	0	0	0	0	0	2	0	2	0	1	0.333	0.333	0.667
8	Aiden Harris	27	0.310	45	42	24	13	2	9	2	0	0	9	18	3	0	1	0	2	9	7	2	2	15	0.356	0.357	0.713
2	Bryce Yoder	25	0.303	87	66	17	20	1	16	2	1	0	10	5	1	0	18	0	2	20	10	10	3	24	0.460	0.364	0.823
1	Carson Nutter	30	0.297	99	74	24	22	0	18	3	1	0	14	9	2	1	18	0	5	17	11	6	4	27	0.459	0.365	0.824
14	Griffin Tinkel	7	0.286	8	7	5	2	0	2	0	0	0	2	4	1	1	0	0	1	3	2	1	0	2	0.375	0.286	0.661
22	Isaac MacDonald	27	0.284	78	67	13	19	0	13	5	1	0	24	3	0	0	6	0	1	7	5	2	6	26	0.338	0.388	0.726
19	Logann Tuttle	11	0.208	27	24	1	5	0	5	0	0	0	2	0	0	0	3	0	0	6	2	4	0	5	0.296	0.208	0.505
17	Jacob Creech	21	0.200	31	25	7	5	0	3	1	1	0	1	5	0	1	3	0	3	8	0	8	2	8	0.355	0.320	0.675
23	Logan Warden	11	0.118	20	17	0	2	0	2	0	0	0	1	0	0	0	2	0	1	10	5	5	0	2	0.250	0.118	0.368
4	Ty Layson	15	0.077	13	13	9	1	0	1	0	0	0	1	2	0	1	0	0	0	2	1	1	0	1	0.077	0.077	0.154
25	Justin Goskowicz	1	0.000	0	0	1	0	0	0	0	0	0	0	0	0	0	0	0	0	0	0	0	0	0	0.000	0.000	0.000
16	Alex Graber	2	0.000	0	0	0	0	0	0	0	0	0	0	0	0	0	0	0	0	0	0	0	0	0	0.000	0.000	0.000
25	Nic Pequignot	1	0.000	0	0	1	0	0	0	0	0	0	0	0	0	0	0	0	0	0	0	0	0	0	0.000	0.000	0.000
18	Caleb Bradford	3	0.000	4	3	1	0	0	0	0	0	0	0	0	0	0	0	0	1	1	1	0	0	0	0.250	0.000	0.250
9	Coletin Berger	3	0.000	3	2	0	0	0	0	0	0	0	0	0	0	0	0	0	1	1	1	0	0	0	0.333	0.000	0.333
3	Connor Reese	3	0.000	3	3	0	0	0	0	0	0	0	0	0	0	0	0	0	0	2	1	1	0	0	0.000	0.000	0.000
<b>TOTALS</b>		<b>31</b>	<b>0.328</b>	<b>1000</b>	<b>824</b>	<b>241</b>	<b>270</b>	<b>6</b>	<b>188</b>	<b>55</b>	<b>15</b>	<b>6</b>	<b>197</b>	<b>114</b>	<b>15</b>	<b>5</b>	<b>112</b>	<b>1</b>	<b>42</b>	<b>165</b>	<b>60</b>	<b>105</b>	<b>76</b>	<b>373</b>	<b>0.425</b>	<b>0.453</b>	<b>0.878</b>

  = Homestead Baseball Record

#	Name	QAB1%	CT%	BABIP	GPA	SACB	SACF	PA/RSP	AB/RSP	H/RSP	BA/RSP	GB%	LD%	PU%	FB%	HH%	TP	FPSw%	FPH	LOBi	ROE	FC	CI	GDP	RC	BB/K	BB/PA
24	Andrew Pothast	100.0	1.000	1.000	0.700	0	0	0	0	0	0.000	0.0	100.0	0.0	0.0	0.0	6	0.0	0	0	0	0	0	0	1.0	0.00	0.00
20	Mason Weaver	100.0	0.500	1.000	0.425	0	0	1	1	0	0.000	0.0	100.0	0.0	0.0	100.0	12	33.3	0	1	0	0	0	0	0.8	1.00	0.33
11	Brennen Weigert	80.6	0.893	0.446	<b>0.444</b>	0	3	39	28	15	<b>0.536</b>	25.7	34.3	5.7	<b>34.3</b>	<b>71.4</b>	354	<b>37.5</b>	7	25	5	0	0	1	<b>39.2</b>	<b>1.63</b>	0.13
5	Nick Hockemeyer	66.1	<b>0.921</b>	0.398	0.370	0	1	45	40	<b>19</b>	0.475	28.4	36.8	11.6	22.1	62.1	389	31.4	<b>11</b>	32	3	3	<b>1</b>	0	35.4	1.13	0.08
6	Carter Dixon	69.9	0.725	<b>0.481</b>	0.327	0	2	43	35	15	0.429	30.8	<b>42.3</b>	5.8	19.2	57.7	297	29.8	7	33	<b>6</b>	0	0	0	17.7	0.42	0.10
7	Braydon Quintana	67.9	0.817	0.418	0.304	0	3	<b>53</b>	<b>44</b>	14	0.318	31.6	30.4	11.4	26.6	59.5	<b>412</b>	32.1	9	<b>59</b>	1	2	0	1	21.2	0.82	0.13
13	Jackson Todor	56.2	0.853	0.400	0.280	0	2	36	32	12	0.375	45.0	20.0	8.3	26.7	51.7	227	24.7	6	36	2	<b>5</b>	0	0	13.2	0.30	0.04
10	Jake Goode	59.3	0.797	0.414	0.311	0	3	40	30	13	0.433	41.4	31.0	5.2	22.4	46.6	285	29.1	5	41	4	3	0	0	18.6	0.93	0.15
12	Caden Tarango	33.3	0.333	1.000	0.233	0	0	2	2	1	0.500	0.0	100.0	0.0	0.0	100.0	8	33.3	0	3	0	0	0	0	0.3	0.00	0.00
8	Aiden Harris	46.7	0.786	0.394	0.249	0	0	22	19	9	0.474	<b>60.6</b>	18.2	12.1	9.1	36.4	143	37.0	5	24	2	1	0	0	7.3	0.11	0.02
2	Bryce Yoder	64.4	0.697	0.426	0.298	0	1	37	27	7	0.259	34.0	34.0	6.4	25.5	48.9	353	20.7	5	36	1	0	0	0	14.5	0.90	<b>0.21</b>
1	Carson Nutter	65.7	0.770	0.379	0.298	<b>1</b>	1	36	25	9	0.360	45.8	28.8	8.5	16.9	49.2	400	23.8	6	31	4	1	0	0	16.8	1.06	0.18
14	Griffin Tinkel	50.0	0.571	0.500	0.240	0	0	4	4	2	0.500	25.0	50.0	0.0	25.0	75.0	29	25.0	0	1	1	0	0	0	1.1	0.00	0.00
22	Isaac MacDonald	65.4	0.896	0.302	0.249	<b>1</b>	3	40	34	13	0.382	42.2	23.4	10.9	23.4	45.3	283	21.8	2	42	3	4	0	2	9.7	0.86	0.08
19	Logann Tuttle	55.6	0.750	0.278	0.185	0	0	12	9	2	0.222	38.9	22.2	11.1	27.8	50.0	100	22.2	2	8	4	1	0	1	1.5	0.50	0.11
17	Jacob Creech	48.4	0.680	0.294	0.240	0	0	10	8	1	0.125	52.9	11.8	11.8	23.5	41.2	112	25.8	3	13	3	0	0	0	4.3	0.38	0.10
23	Logan Warden	50.0	0.412	0.286	0.142	0	0	10	8	0	0.000	42.9	14.3	14.3	28.6	28.6	80	5.0	0	16	0	0	0	0	0.7	0.20	0.10
4	Ty Layson	46.2	0.846	0.091	0.054	0	0	5	5	0	0.000	45.5	9.1	<b>27.3</b>	18.2	27.3	44	30.8	1	8	1	1	0	0	0.2	0.00	0.00
25	Justin Goskowicz	0.0	0.000	0.000	0.000	0	0	0	0	0	0.000	0.0	0.0	0.0	0.0	0.0	0	0.0	0	0	0	0	0	0	0.0	0.00	0.00
16	Alex Graber	0.0	0.000	0.000	0.000	0	0	0	0	0	0.000	0.0	0.0	0.0	0.0	0.0	0	0.0	0	0	0	0	0	0	0.0	0.00	0.00
25	Nic Pequignot	0.0	0.000	0.000	0.000	0	0	0	0	0	0.000	0.0	0.0	0.0	0.0	0.0	0	0.0	0	0	0	0	0	0	0.0	0.00	0.00
18	Caleb Bradford	75.0	0.667	0.000	0.113	0	0	3	2	0	0.000	50.0	0.0	0.0	50.0	50.0	13	25.0	0	4	0	0	0	0	0.1	0.00	0.00
9	Coletin Berger	66.7	0.500	0.000	0.150	0	0	0	0	0	0.000	0.0	0.0	0.0	100.0	100.0	5	33.3	0	1	0	0	0	0	0.1	0.00	0.00
3	Connor Reese	33.3	0.333	0.000	0.000	0	0	0	0	0	0.000	100.0	0.0	0.0	0.0	0.0	14	0.0	0	1	0	0	0	0	0.0	0.00	0.00
	<b>TOTALS</b>	<b>64.1</b>	<b>0.800</b>	<b>0.393</b>	<b>0.305</b>	<b>2</b>	<b>19</b>	<b>438</b>	<b>353</b>	<b>132</b>	<b>0.374</b>	<b>37.3</b>	<b>29.7</b>	<b>9.1</b>	<b>23.6</b>	<b>53.6</b>	<b>3566</b>	<b>28.0</b>	<b>69</b>	<b>415</b>	<b>40</b>	<b>21</b>	<b>1</b>	<b>5</b>	<b>195.3</b>	<b>0.68</b>	<b>0.11</b>

### Homestead Baseball Pitching Stats (2022)

#	Name	G	ST	QS	W	L	SV	ERA	IP	BB	K	Kc	Ks	R	ER	RA	H	HB	WHIP	OBP	BAA	CMP	ShO	K/BB	BF	Ball	Str	B/S	S%
21	Hunter Waugh	1	0	0	0	0	0	0.00	1.00	2	0	0	0	0	0	0.00	0	0	2.00	0.400	0.000	0	0	0.00	5	14	11	1.27	44.0
20	Mason Weaver	3	2	2	2	0	0	<b>0.64</b>	11.00	3	13	6	7	3	1	<b>0.27</b>	7	0	<b>0.91</b>	<b>0.222</b>	0.167	0	0	<b>4.33</b>	45	63	114	0.55	64.4
16	Alex Graber	10	9	7	7	2	0	1.54	41.00	21	59	17	42	16	9	0.39	28	10	1.20	0.316	0.179	1	1	2.81	187	276	437	0.63	61.3
14	Griffin Tinkel	10	8	7	7	0	1	1.64	42.67	21	48	17	31	13	10	0.30	28	4	1.15	0.303	0.187	2	1	2.29	175	234	441	0.53	65.3
19	Logann Tuttle	8	2	1	1	1	0	2.10	16.67	7	30	9	21	13	5	0.78	20	2	1.62	0.354	0.278	0	0	4.29	82	114	211	0.54	64.9
10	Jake Goode	6	1	0	0	1	2	2.80	15.00	16	23	9	14	6	6	0.40	6	3	1.47	0.357	<b>0.120</b>	0	0	1.44	70	125	170	0.74	57.6
9	Coletin Berger	7	2	1	2	1	1	3.23	17.33	12	11	1	10	8	8	0.46	13	2	1.44	0.351	0.213	1	0	0.92	77	129	184	0.70	58.8
5	Nick Hockemeyer	3	0	0	0	1	0	4.67	3.00	1	4	1	3	4	2	1.33	4	1	1.67	0.333	0.250	0	0	4.00	18	22	37	0.59	62.7
4	Ty Layson	7	0	0	1	0	1	4.77	14.67	5	12	3	9	12	10	0.82	21	4	1.77	0.411	0.339	0	0	2.40	74	78	157	<b>0.50</b>	66.8
12	Caden Tarango	9	7	2	4	1	0	5.01	29.33	25	50	19	31	24	21	0.82	21	9	1.57	0.387	0.194	1	1	2.00	143	274	337	0.81	55.2
3	Connor Reese	5	0	0	0	0	1	5.48	7.67	4	7	3	4	8	6	1.04	8	1	1.57	0.351	0.250	0	0	1.75	37	44	87	0.51	66.4
11	Brennen Weigert	1	0	0	0	0	0	42.00	0.67	3	2	1	1	5	4	7.50	2	1	7.50	0.667	0.400	0	0	0.67	9	19	22	0.86	53.7
<b>TOTALS</b>		<b>31</b>	<b>31</b>	<b>20</b>	<b>24</b>	<b>7</b>	<b>6</b>	<b>2.87</b>	<b>200.00</b>	<b>120</b>	<b>259</b>	<b>86</b>	<b>173</b>	<b>112</b>	<b>82</b>	<b>0.56</b>	<b>158</b>	<b>37</b>	<b>1.39</b>	<b>0.342</b>	<b>0.209</b>	<b>5</b>	<b>3</b>	<b>2.16</b>	<b>922</b>	<b>1392</b>	<b>2208</b>	<b>0.63</b>	<b>61.3</b>

#	Name	PIT	FIP	BB/GI	K/GI	H/GI	BK	WP	BT	HR	BABIP	GO	AO	FPS	FPB	FPS%	LOBB	123	FsK	FsBB	GB%	LD%	PU%	FB%	HH%	LOB	PK	16P+
21	Hunter Waugh	25	9.10	14.00	0.00	0.00	0	0	0	0	0.000	3	0	2	3	0.400	0	0	0	1	100.0	0.0	0.0	0.0	0.0	2	0	1
20	Mason Weaver	177	<b>1.56</b>	<b>1.91</b>	8.27	4.45	0	1	1	0	0.241	6	14	27	18	0.600	0	5	7	1	31.0	20.7	<b>24.1</b>	24.1	48.3	8	0	4
16	Alex Graber	713	2.81	3.59	10.07	4.78	0	4	0	1	0.281	24	40	116	71	0.620	5	13	43	4	38.1	20.6	21.6	19.6	45.4	44	1	21
14	Griffin Tinkel	675	2.61	3.45	7.88	4.59	0	0	1	0	0.275	49	20	108	67	0.617	4	20	31	4	59.8	19.6	4.9	15.7	26.5	34	0	17
19	Logann Tuttle	325	1.90	2.94	<b>12.60</b>	8.40	0	1	1	1	0.452	13	7	52	30	0.634	0	3	18	2	<b>62.8</b>	18.6	7.0	11.6	18.6	22	0	10
10	Jake Goode	295	3.83	7.47	10.73	<b>2.80</b>	3	2	0	0	<b>0.214</b>	9	9	40	30	0.571	2	2	15	7	39.3	<b>32.1</b>	3.6	25.0	42.9	20	1	12
9	Coletin Berger	313	4.25	4.85	4.44	5.25	1	3	0	0	0.250	21	14	42	36	0.538	2	4	5	5	55.8	15.4	5.8	23.1	42.3	23	1	12
5	Nick Hockemeyer	59	2.43	2.33	9.33	9.33	0	0	0	0	0.333	4	1	11	7	0.611	0	0	4	0	75.0	16.7	8.3	0.0	25.0	5	0	2
4	Ty Layson	235	3.31	2.39	5.73	10.02	0	3	0	0	0.404	17	13	49	26	<b>0.653</b>	2	1	11	1	43.4	24.5	1.9	<b>30.2</b>	<b>54.7</b>	23	0	4
12	Caden Tarango	611	4.50	5.97	11.93	5.01	0	4	0	3	0.327	16	18	71	72	0.497	9	8	29	5	37.3	23.7	13.6	25.4	40.7	32	0	21
3	Connor Reese	131	4.93	3.65	6.39	7.30	0	1	0	1	0.292	8	6	22	15	0.595	1	4	4	0	52.0	16.0	12.0	20.0	44.0	10	0	3
11	Brennen Weigert	41	15.10	31.50	21.00	21.00	0	2	0	0	0.667	0	0	6	3	0.667	1	0	2	3	33.3	66.7	0.0	0.0	66.7	0	0	1
<b>TOTALS</b>		<b>3600</b>	<b>3.26</b>	<b>4.20</b>	<b>9.07</b>	<b>5.53</b>	<b>4</b>	<b>21</b>	<b>3</b>	<b>6</b>	<b>0.305</b>	<b>170</b>	<b>142</b>	<b>546</b>	<b>378</b>	<b>0.591</b>	<b>26</b>	<b>60</b>	<b>169</b>	<b>33</b>	<b>48.4</b>	<b>20.9</b>	<b>10.5</b>	<b>20.2</b>	<b>38.7</b>	<b>223</b>	<b>3</b>	<b>108</b>

## Homestead Baseball Fielding Stats (2022)

#	Name	G	ST	FP	ERR	PO	A	SBA	CS	TO%	PB	DP	PK	OP	FP1	FP2	FP3	FP4	FP5	FP6	IP	AP
23	Logan Warden	11	4	1.000	0	5	4	0	0	0.00	0	0	0	109	0.000	0.000	1.000	0.000	1.000	1.000	36.33	38
18	Caleb Bradford	1	0	1.000	0	0	1	0	0	0.00	0	0	0	9	0.000	0.000	0.000	0.000	0.000	1.000	3.00	3
16	Alex Graber	11	9	1.000	0	4	7	0	0	0.00	0	0	1	132	1.000	0.000	0.000	0.000	0.000	0.000	44.00	48
1	Carson Nuttner	29	28	1.000	0	25	0	0	0	0.00	0	0	0	528	0.000	0.000	0.000	0.000	0.000	0.000	176.00	178
14	Griffin Tinkel	16	9	1.000	0	0	6	0	0	0.00	0	0	0	167	1.000	0.000	0.000	0.000	0.000	0.000	55.67	61
20	Mason Weaver	5	2	1.000	0	3	0	0	0	0.00	0	1	0	47	0.000	0.000	1.000	0.000	0.000	0.000	15.67	17
6	Carter Dixon	22	22	1.000	0	180	15	21	3	0.13	17	0	1	417	0.000	1.000	0.000	0.000	0.000	0.000	139.00	140
22	Isaac MacDonald	26	26	0.986	2	132	11	0	0	0.00	0	9	0	474	0.000	0.000	0.986	0.000	0.000	0.000	158.00	160
2	Bryce Yoder	25	25	0.969	3	69	26	4	2	0.33	3	5	0	453	0.000	1.000	0.000	0.000	0.000	0.935	151.00	155
19	Logann Tuttle	15	7	0.969	1	31	0	0	0	0.00	0	2	0	156	0.000	0.000	0.969	0.000	0.000	0.000	52.00	54
7	Braydon Quintana	26	25	0.953	2	39	2	0	1	1.00	0	0	0	468	0.000	1.000	0.000	0.000	0.000	0.000	156.00	158
5	Nicholas Hockemeyer	30	30	0.915	4	40	3	0	0	0.00	0	0	1	552	0.667	0.000	0.000	0.000	0.000	0.000	184.00	186
8	Aiden Harris	19	14	0.906	5	23	25	0	0	0.00	0	6	0	299	0.000	0.000	0.000	0.906	0.000	0.000	99.67	100
11	Brennen Weigert	28	28	0.905	8	27	49	0	0	0.00	0	12	0	507	0.000	0.000	0.000	0.953	1.000	0.846	169.00	171
17	Jacob Creech	10	5	0.900	1	3	6	0	0	0.00	0	0	0	114	0.000	0.000	0.000	0.000	0.900	0.000	38.00	38
10	Jake Goode	17	12	0.900	1	5	4	0	0	0.00	0	0	2	246	1.000	0.000	0.000	0.000	0.000	0.000	82.00	83
4	Ty Layson	12	0	0.875	1	3	4	0	0	0.00	0	2	0	92	1.000	0.000	0.000	0.000	0.000	0.667	30.67	34
9	Coletin Berger	7	2	0.875	1	1	6	0	0	0.00	0	0	1	67	0.875	0.000	0.000	0.000	0.000	0.000	22.33	23
13	Jackson Todor	26	24	0.761	11	8	27	0	0	0.00	0	2	0	440	0.000	0.000	0.000	1.000	0.765	0.500	146.67	147
12	Caden Tarango	10	7	0.714	2	2	3	0	0	0.00	0	1	0	94	0.714	0.000	0.000	0.000	0.000	0.000	31.33	33
24	Andrew Pothast	1	0	0.000	0	0	0	3	0	0.00	0	0	0	3	0.000	0.000	0.000	0.000	0.000	0.000	1.00	1
3	Connor Reese	5	0	0.000	0	0	0	0	0	0.00	0	0	0	23	0.000	0.000	0.000	0.000	0.000	0.000	7.67	9
21	Hunter Waugh	1	0	0.000	0	0	0	0	0	0.00	0	0	0	3	0.000	0.000	0.000	0.000	0.000	0.000	1.00	1
<b>TOTALS</b>		<b>31</b>	<b>279</b>	<b>0.950</b>	<b>42</b>	<b>600</b>	<b>199</b>	<b>28</b>	<b>6</b>	<b>0.18</b>	<b>20</b>	<b>15</b>	<b>6</b>	<b>5400</b>	<b>0.905</b>	<b>1.000</b>	<b>0.984</b>	<b>0.931</b>	<b>0.816</b>	<b>0.865</b>	<b>1800.00</b>	<b>1838</b>



# 2022 Individual Award Winners

## Team Selected Awards:

### Offensive Player of the Year Award:

Brennen Weigert

### Defensive Players of the Year Award:

Isaac MacDonald

### Pitcher of the Year Award:

Griffin Tinkel

Alex Graber

### Mental Attitude Award:

Connor Reese

## Individual Awards:

### IHSBCA North All-Star Team:

Brennen Weigert

### IHSBCA Academic All-State:

Carson Nutter

Brennen Weigert



# Homestead at Evansville Central (4/1/22)

## Vincennes Tournament

### Box Score

HOMESTEAD (13) AT EVANSVILLE CENTRAL (5)

HOMESTEAD	AB	R	H	BI	EVANSVILLE CENTRAL	AB	R	H	BI
Nicholas Hockemeyer	3	1	2	2	Ethan Rothschild	2	1	1	2
Brennen Weigert	4	1	1	1	Ben Kennedy	4	0	0	0
Bryce Yoder	5	0	2	0	Gavin Kelley	5	0	0	0
Jake Goode	2	1	0	0	Blake Herdes	4	0	0	0
Ty Layson	2	1	0	0	Ethan Lyke	1	0	0	1
Logan Warden	2	0	0	0	Josh Ferguson	4	0	0	0
Jacob Creech	3	2	2	1	Evan Lyke	2	0	0	0
Braydon Quintana	4	3	3	1	Aiden Esarey	2	0	0	0
Isaac MacDonald	3	0	0	1	Jaxon Henke	2	1	0	0
Carter Dixon	2	1	2	2	Austin Oglesby	1	1	1	0
Carson Nutter	4	1	2	1	*Luke Pokorney	0	1	0	0
Caleb Bradford	1	0	0	0					
Jackson Todor	4	1	1	1					
Mason Weaver	1	0	0	0					
*Aiden Harris	0	1	0	0					
TOTALS	40	13	15	10	TOTALS	27	4	2	3

HOMESTEAD 020 000 011 -- 13  
EVANSVILLE CENTRAL 100 000 13 -- 5

LOB--HOMESTEAD 8, EVANSVILLE CENTRAL 12. ERR--Caden Tarango, Brennen Weigert (2), Nicholas Hockemeyer (2), Evan Lyke, Austin Oglesby, Ben Kennedy, Josh Ferguson (2). 2B--Jacob Creech, Ethan Rothschild. 3B--Nicholas Hockemeyer. HBP--Austin Oglesby, Ben Kennedy, Ethan Rothschild. SB--Nicholas Hockemeyer, Braydon Quintana, Ethan Rothschild.

HOMESTEAD	IP	H	R	ER	BB	SO	HR
Caden Tarango	2.00	0	1	1	5	5	0
Jake Goode	4.00	0	1	1	4	6	0
Ty Layson (W)	2.00	2	3	1	1	2	0
EVANSVILLE CENTRAL							
Ethan Lyke	4.00	4	2	2	3	8	0
Maddox Gander (L)	3.33	11	11	9	2	3	0
Noah Richie	0.67	0	0	0	0	2	0

PB--Gavin Kelley. WP--Caden Tarango, Ty Layson, Noah Richie, Ethan Lyke (2), Maddox Gander. SO--Brennen Weigert (2), Nicholas Hockemeyer, Caleb Bradford, Logan Warden (2), Mason Weaver, Jake Goode, Isaac MacDonald, Bryce Yoder (2), Carson Nutter (2), Aiden Esarey (2), Ethan Lyke, Ben Kennedy (3), Josh Ferguson (2), Blake Herdes, Gavin Kelley (4). BB--Brennen Weigert, Nicholas Hockemeyer (2), Jake Goode, Braydon Quintana, Evan Lyke (2), Austin Oglesby (2), Ethan Lyke (3), Ethan Rothschild (2), Blake Herdes.



# Homestead at Gibson Southern (4/2/22)

## Vincennes Tournament

### Box Score

HOMESTEAD (5) AT GIBSON SOUTHERN (9)

HOMESTEAD	AB	R	H	BI	GIBSON SOUTHERN	AB	R	H	BI
Nicholas Hockemeyer	4	0	0	0	Braydon Malone	3	1	2	0
Brennen Weigert	2	2	0	0	Drew Foster	4	1	1	0
Bryce Yoder	3	1	1	1	Kaden Hurless	3	1	1	3
Jake Goode	4	0	2	1	Oliver Hamilton	4	1	2	1
Braydon Quintana	3	1	1	1	Logan Maurer	4	1	2	2
Carter Dixon	4	0	2	0	Colton Okes	2	1	0	0
Jacob Creech	4	0	1	0	Mason Yancey	3	0	1	0
Logann Tuttle	3	1	1	0	Levi Dickerson	0	0	0	0
Carson Nutter	2	0	1	0	Regan Farmer	2	1	1	1
					Noah Bryant	3	1	0	0
					*Braydn Epperson	0	1	0	0
TOTALS	29	5	9	3	TOTALS	28	9	10	7

HOMESTEAD 200 210 0 -- 5  
GIBSON SOUTHERN 200 007 x -- 9

LOB--HOMESTEAD 8, GIBSON SOUTHERN 9. ERR--Logann Tuttle, Coletin Berger, Kaden Hurless (2), Colton Okes. 2B--Carter Dixon, Braydon Quintana, Carson Nutter, Kaden Hurless, Oliver Hamilton. 3B--Jake Goode, Bryce Yoder, Oliver Hamilton. HBP--Brennen Weigert. SACF--Braydon Quintana. SACB--Carson Nutter. SB--Nicholas Hockemeyer, Braydon Quintana, Jacob Creech, Kaden Hurless, Regan Farmer.

HOMESTEAD	IP	H	R	ER	BB	SO	HR
Griffin Tinkel	3.33	5	2	2	3	1	0
Coletin Berger (L)	2.33	2	4	4	3	3	0
Connor Reese	0.33	3	3	3	2	1	0
GIBSON SOUTHERN							
Braydon Malone	3.67	6	4	3	1	1	0
Noah Bryant (W)	2.33	1	1	1	1	0	0
Kaden Hurless	1.00	2	0	0	0	1	0

PB--Carter Dixon (2). WP--Coletin Berger, Connor Reese. SO--Nicholas Hockemeyer, Braydon Quintana, Mason Yancey, Kaden Hurless, Drew Foster (2), Noah Bryant. BB--Brennen Weigert, Bryce Yoder, Kaden Hurless, Regan Farmer (2), Braydon Malone, Levi Dickerson, Noah Bryant, Colton Okes (2).

# Homestead at Olney (4/2/22)

## Vincennes Tournament

### Box Score

HOMESTEAD (12) AT OLNEY (0)

HOMESTEAD	AB	R	H	BI	OLNEY	AB	R	H	BI
Griffin Tinkel	3	0	1	1	Brett Kocher	2	0	0	0
Carson Nutter	1	1	1	1	Brayden Brown	2	0	0	0
Brennen Weigert	2	2	1	0	Colby Redman	2	0	0	0
Bryce Yoder	3	1	1	1	Jacob Slichenmeyer	2	0	0	0
Jackson Todor	1	2	1	1	Carter Beard	1	0	0	0
Nicholas Hockemeyer	4	1	2	3	Jalen Bryan	1	0	0	0
Braydon Quintana	3	0	1	0	Kaden Sanders	2	0	0	0
Caden Tarango	1	0	1	0	Karsen Burton	1	0	0	0
Carter Dixon	2	1	0	0	Rylan Hancock	2	0	0	0
Caleb Bradford	1	1	0	0	Mitchell Patterson	1	0	0	0
Isaac MacDonald	3	2	2	2					
Logan Warden	3	0	2	0					
Aiden Harris	3	1	1	2					
TOTALS	30	12	14	11	TOTALS	16	0	0	0

HOMESTEAD 030 090 -- 12  
OLNEY 000 00x -- 0

LOB--HOMESTEAD 6, OLNEY 2. ERR--Jackson Todor, Brayden Brown, Kaden Sanders. 2B--Aiden Harris, Nicholas Hockemeyer, Isaac MacDonald, Bryce Yoder. HBP--Caleb Bradford. SB--Griffin Tinkel, Nicholas Hockemeyer, Jackson Todor, Carter Dixon.

HOMESTEAD	IP	H	R	ER	BB	SO	HR
Alex Graber (W)	5.00	0	0	0	1	10	0
OLNEY							
Jacob Beard (L)	4.00	5	3	1	1	6	0
Carter Beard	0.67	9	9	9	1	0	0
Jalen Bryan	0.33	0	0	0	0	0	0

WP--Alex Graber, Jacob Beard, Carter Beard. SO--Griffin Tinkel (2), Aiden Harris, Carter Dixon, Braydon Quintana, Bryce Yoder, Brayden Brown, Jacob Slichenmeyer, Mitchell Patterson, Jalen Bryan, Karsen Burton, Brett Kocher (2), Colby Redman, Carter Beard, Rylan Hancock. BB--Brennen Weigert (2), Karsen Burton.

# Central Noble at Homestead (4/5/22)

## Box Score

CENTRAL NOBLE (1) AT HOMESTEAD (13)

CENTRAL NOBLE	AB	R	H	BI	HOMESTEAD	AB	R	H	BI
Chase Spencer	2	0	0	0	Nicholas Hockemeyer	1	2	0	0
Tyler Shisler	3	0	0	0	Griffin Tinkel	1	0	0	0
Will Hoover	2	1	1	1	Brennen Weigert	1	1	0	1
Lance Krider	2	0	0	0	Jackson Todor	1	1	0	0
Carter Wilkinson	2	0	0	0	Bryce Yoder	1	1	0	1
Jaxon Copas	2	0	1	0	Caleb Bradford	1	0	0	0
Cade Weber	2	0	0	0	Jake Goode	3	2	2	2
Jackson Hoover	0	0	0	0	Connor Reese	1	0	0	0
Landen Vice	0	0	0	0	Braydon Quintana	2	2	1	1
Brody Morgan	1	0	0	0	Mason Weaver	1	0	1	0
Brayden Kirchner	1	0	0	0	Carter Dixon	3	1	3	2
					Andrew Pothast	1	0	1	0
					Jacob Creech	1	1	0	0
					Ty Layson	1	0	0	0
					Isaac MacDonald	3	1	1	3
					Carson Nutter	2	1	2	2
TOTALS	17	1	2	1	TOTALS	24	13	11	12

CENTRAL NOBLE 100 00 -- 1  
 HOMESTEAD 670 0x -- 13

LOB--CENTRAL NOBLE 4, HOMESTEAD 9. ERR--Jaxon Copas.  
 2B--Carter Dixon, Braydon Quintana. HR--Will Hoover.  
 HBP--Brennen Weigert. SB--Landen Vice (2), Cade Weber, Chase  
 Spencer, Jackson Todor, Jake Goode.

CENTRAL NOBLE	IP	H	R	ER	BB	SO	HR
Jackson Hoover (L)	0.33	4	6	6	3	0	0
Jayden Stump	1.67	4	7	7	5	0	0
Brody Morgan	1.00	1	0	0	1	2	0
Carter Wilkinson	1.00	2	0	0	0	2	0
HOMESTEAD							
Logann Tuttle (W)	3.00	2	1	1	1	6	1
Mason Weaver	1.00	0	0	0	0	2	0
Hunter Waugh	1.00	0	0	0	2	0	0

SO--Carter Wilkinson (2), Brody Morgan, Jaxon Copas, Chase  
 Spencer (2), Lance Krider, Will Hoover, Ty Layson, Isaac  
 MacDonald, Jacob Creech, Connor Reese. BB--Landen Vice,  
 Chase Spencer, Jackson Hoover, Brennen Weigert, Nicholas  
 Hockemeyer (2), Braydon Quintana, Bryce Yoder (2), Jacob  
 Creech (2), Carson Nutter.

# Huntington North at Homestead (4/12/22)

## Box Score

HUNTINGTON NORTH (3) AT HOMESTEAD (5)

HUNTINGTON NORTH	AB	R	H	BI	HOMESTEAD	AB	R	H	BI
Jack Eckert	3	0	0	0	Nicholas Hockemeyer	4	1	1	1
Lucas Thorn	4	0	0	0	Brennen Weigert	3	1	1	1
Braden Patrick	2	0	0	0	Bryce Yoder	2	1	2	0
Cam McCarver	2	0	0	0	Jake Goode	3	0	0	0
Wyatt Dohrman	3	1	0	0	Braydon Quintana	4	1	2	1
Austin Oswalt	1	1	0	0	Carter Dixon	3	0	0	0
Lawson Doyle	2	1	1	1	Jackson Todor	1	0	0	0
Wesley Huff	3	0	1	1	Jacob Creech	2	0	0	0
Isaac Wilson	3	0	0	0	Isaac MacDonald	3	1	0	0
					Carson Nutter	2	0	0	0
TOTALS	23	3	2	2	TOTALS	27	5	6	3

HUNTINGTON NORTH 030 000 0 -- 3  
 HOMESTEAD 101 210 x -- 5

LOB--HUNTINGTON NORTH 5, HOMESTEAD 10. ERR--Wyatt Dohrman, Braden Patrick, Austin Oswalt, Braydon Quintana.

2B--Nicholas Hockemeyer. HBP--Braden Patrick. SB--Jake Goode, Braydon Quintana, Bryce Yoder, Jacob Creech.

HUNTINGTON NORTH	IP	H	R	ER	BB	SO	HR
Jack Eckert	4.00	4	4	0	3	5	0
Lawson Doyle	0.67	1	1	0	2	0	0
Landon Moreland	1.33	1	0	0	1	0	0
HOMESTEAD							
Caden Tarango	2.00	2	3	2	2	2	0
Alex Graber (W)	2.00	0	0	0	0	3	0
Jake Goode	2.00	0	0	0	3	4	0
Griffin Tinkel (S)	1.00	0	0	0	0	0	0

PB--Isaac Wilson. WP--Caden Tarango. BALK--Jake Goode. SO--Isaac Wilson, Wyatt Dohrman (2), Braden Patrick, Cam McCarver, Jack Eckert, Lucas Thorn, Wesley Huff (2), Nicholas Hockemeyer, Carter Dixon (2), Braydon Quintana, Jacob Creech. BB--Lawson Doyle, Cam McCarver, Jack Eckert, Austin Oswalt (2), Brennen Weigert, Jake Goode, Bryce Yoder (2), Jacob Creech, Carson Nutter.



# Cathedral at Homestead (4/16/22) – Game 1

## Box Score

CATHEDRAL (1) AT HOMESTEAD (11)


CATHEDRAL	AB	R	H	BI	HOMESTEAD	AB	R	H	BI
Kyuss Gargett	3	1	1	0	Nicholas Hockemeyer	3	3	2	4
J T Stiner	2	0	0	0	Brennen Weigert	2	1	2	1
Alexander Wright	3	0	0	0	Bryce Yoder	4	1	0	0
Eli Bennett	2	0	0	0	Jake Goode	2	1	0	2
Patrick Mazur	1	0	0	0	Braydon Quintana	4	1	0	0
David Ayers	1	0	0	0	Carter Dixon	3	0	1	1
Nick Feczko	3	0	0	0	Logan Warden	3	0	0	0
Jake Tomich	3	0	0	0	Jacob Creech	0	0	0	0
Carson Johnson	3	0	0	0	Isaac MacDonald	2	0	0	1
					Aiden Harris	1	1	1	1
					Carson Nutter	2	1	1	0
					*Ty Layson	0	1	0	0
					*Jackson Todor	0	1	0	0
<b>TOTALS</b>	<b>21</b>	<b>1</b>	<b>1</b>	<b>0</b>	<b>TOTALS</b>	<b>26</b>	<b>11</b>	<b>7</b>	<b>10</b>

CATHEDRAL	000	010	--	1
HOMESTEAD	300	251	--	11

LOB--CATHEDRAL 10, HOMESTEAD 7. ERR--Nick Feczko, J T Stiner (2), Alexander Wright, Brennen Weigert, Isaac MacDonald. 2B--Brennen Weigert. 3B--Kyuss Gargett. HR--Nicholas Hockemeyer. HBP--J T Stiner, Carter Dixon, Jacob Creech. SACF--Jake Goode. SACB--Isaac MacDonald. SB--Nicholas Hockemeyer, Carter Dixon, Jake Goode, Bryce Yoder.

CATHEDRAL	IP	H	R	ER	BB	SO	HR
Henry Birk (L)	4.00	3	5	3	3	6	1
David Ayers	1.00	3	5	1	1	2	0
Kyuss Gargett	0.67	1	1	1	0	0	0
HOMESTEAD							
Alex Graber (W)	4.00	1	1	1	4	8	0
Jake Goode	2.00	0	0	0	3	4	0

PB--Nick Feczko. WP--Jake Goode (2). BALK--Henry Birk (3), Jake Goode. SO--Nick Feczko (3), Kyuss Gargett, J T Stiner, Jake Tomich (2), Alexander Wright (3), Carson Johnson (2), Carter Dixon, Logan Warden (3), Isaac MacDonald, Bryce Yoder (2), Carson Nutter. BB--Kyuss Gargett, J T Stiner, Patrick Mazur (2), Eli Bennett, David Ayers (2), Brennen Weigert (2), Jake Goode, Carson Nutter.



# Cathedral at Homestead (4/16/22) – Game 2

## Box Score

CATHEDRAL (11) AT HOMESTEAD (5)

CATHEDRAL	AB	R	H	BI	HOMESTEAD	AB	R	H	BI
Kyuss Gargett	2	1	0	1	Nicholas Hockemeyer	4	0	1	2
J T Stiner	4	1	2	1	Brennen Weigert	4	0	2	0
Eli Bennett	4	1	1	1	Bryce Yoder	4	0	0	0
David Ayers	2	2	1	2	Jake Goode	3	0	0	0
Patrick Mazur	2	1	1	3	Braydon Quintana	3	1	1	0
Nick Bassi	3	0	1	0	Logann Tuttle	3	0	0	0
Alexander Wright	0	0	0	1	Carson Nutter	1	2	1	0
Ben Gomez	2	1	1	0	Jackson Todor	3	2	2	3
Drew Dittoe	1	0	0	0	Aiden Harris	1	0	0	0
Jake Tomich	3	1	0	0	Jacob Creech	1	0	0	0
Carson Johnson	1	1	0	2					
*Griffin Sinsabaugh	0	1	0	0					
*Connor Hall	0	1	0	0					
<b>TOTALS</b>	<b>24</b>	<b>11</b>	<b>7</b>	<b>11</b>	<b>TOTALS</b>	<b>27</b>	<b>5</b>	<b>7</b>	<b>5</b>

CATHEDRAL	000	911	0	--	11
HOMESTEAD	020	020	1	--	5

LOB--CATHEDRAL 7, HOMESTEAD 4. 2B--Patrick Mazur, Eli Bennett, Jackson Todor. 3B--Ben Gomez, Jackson Todor. HR--David Ayers. HBP--Kyuss Gargett, Jake Tomich, Ben Gomez, Carson Johnson (2), David Ayers. SACF--Alexander Wright. SACB--Carson Johnson. SB--Kyuss Gargett.

CATHEDRAL	IP	H	R	ER	BB	SO	HR
Nick Bassi (W)	5.00	5	4	4	2	3	0
Ben Gomez	2.00	2	1	1	1	3	0
HOMESTEAD							
Caden Tarango (L)	3.67	2	6	6	4	4	1
Griffin Tinkel	0.00	0	3	3	3	0	0
Ty Layson	2.33	4	2	2	0	1	0
Nicholas Hockemeyer	1.00	1	0	0	0	3	0

PB--Nick Feczko. SO--Kyuss Gargett (2), Nick Bassi (2), J T Stiner (2), Jake Tomich, Eli Bennett, Logann Tuttle, Aiden Harris, Nicholas Hockemeyer, Jake Goode, Bryce Yoder, Jacob Creech. BB--Kyuss Gargett (2), J T Stiner, Patrick Mazur (2), Eli Bennett, David Ayers, Aiden Harris, Carson Nutter (2).



# Homestead at Norwell (4/21/22)

## Box Score

HOMESTEAD (11) AT NORWELL (6)

HOMESTEAD	AB	R	H	BI	NORWELL	AB	R	H	BI
Carson Nutter	4	3	1	0	Drew Graft	4	2	3	1
Nicholas Hockemeyer	4	2	1	0	Cade Shelton	4	0	0	0
Brennen Weigert	3	3	3	3	Lleyton Bailey	3	0	1	1
Braydon Quintana	5	3	3	4	Brody Bolyn	4	0	1	0
Jake Goode	2	0	0	0	Trey Bodenheimer	3	1	0	0
Carter Dixon	3	0	1	0	Bo Morgan	3	0	0	0
Isaac MacDonald	1	0	1	1	Josiah Leidig	2	1	0	0
Logan Warden	0	0	0	1	Lane Lewis	2	0	0	0
Bryce Yoder	3	0	0	0	Cale Malleey	0	1	0	0
Logann Tuttle	4	0	1	1	Luke McBride	3	1	1	2
Jackson Todor	3	0	0	0					
Jacob Creech	1	0	0	0					
<b>TOTALS</b>	<b>33</b>	<b>11</b>	<b>11</b>	<b>10</b>	<b>TOTALS</b>	<b>28</b>	<b>6</b>	<b>6</b>	<b>4</b>

HOMESTEAD 200 042 3 -- 11  
 NORWELL 000 001 5 -- 6

LOB--HOMESTEAD 10, NORWELL 5. ERR--Bryce Yoder, Cale Malleey, Nathaneal Werling. 2B--Brennen Weigert, Braydon Quintana, Isaac MacDonald, Lleyton Bailey, Drew Graft. HBP--Brennen Weigert, Nicholas Hockemeyer, Bryce Yoder, Cale Malleey. SB--Brennen Weigert, Jake Goode, Braydon Quintana (2).

HOMESTEAD	IP	H	R	ER	BB	SO	HR
Griffin Tinkel (W)	6.00	4	1	1	0	12	0
Brennen Weigert	0.67	2	5	4	3	2	0
Connor Reese	0.33	0	0	0	0	1	0
NORWELL							
Cade Shelton (L)	4.00	1	4	4	3	6	0
Brody Bolyn	3.00	10	7	6	3	2	0

PB--Carter Dixon, Trey Bodenheimer (2). WP--Brennen Weigert (2), Brody Bolyn. SO--Logann Tuttle (2), Carter Dixon (2), Jake Goode, Bryce Yoder (2), Carson Nutter, Lane Lewis (2), Lleyton Bailey, Luke McBride (2), Trey Bodenheimer (2), Cade Shelton (3), Bo Morgan (3), Drew Graft, Josiah Leidig. BB--Brennen Weigert, Carter Dixon, Logan Warden, Jake Goode (2), Carson Nutter, Lleyton Bailey, Trey Bodenheimer, Josiah Leidig.

# Homestead at Hamilton Southeastern (4/23/22)

## Game 1

### Box Score

HOMESTEAD (10) AT HAMILTON SOUTHEASTERN (3)

HOMESTEAD	AB	R	H	BI	HAMILTON SOUTHEASTER	AB	R	H	BI
Carson Nutter	3	1	0	1	Landon Riekhof	4	0	2	0
Nicholas Hockemeyer	4	1	2	1	Ty Bradle	4	0	0	0
Braydon Quintana	2	2	0	0	Cole Earlewine	3	1	0	0
Carter Dixon	3	0	1	0	Griffen Haas	4	0	1	0
Bryce Yoder	4	2	3	0	Eli Miller	3	0	2	0
Isaac MacDonald	4	1	3	4	Harrison Dilts	1	1	1	1
Logann Tuttle	2	0	0	0	Hunter Wright	0	0	0	0
Griffin Tinkel	1	1	0	0	Clayton Wilke	2	0	0	0
Jacob Creech	3	0	0	0	Zack Wagner	2	0	0	0
Logan Warden	1	0	0	0	Chugga Rosario	2	0	0	0
Jackson Todor	3	0	2	1	Ian Bucher	1	0	0	0
*Aiden Harris	0	2	0	0	Maddox Bach	3	0	1	0
					*Eli Lantz	0	1	0	0
TOTALS	30	10	11	7	TOTALS	29	3	7	1

HOMESTEAD 304 111 0 -- 10  
HAMILTON SOUTHEASTERN 021 000 0 -- 3

LOB--HOMESTEAD 6, HAMILTON SOUTHEASTERN 12. ERR--Jacob Creech, Harrison Dilts. 2B--Nicholas Hockemeyer, Isaac MacDonald (2). HBP--Braydon Quintana, Carson Nutter, Cole Earlewine, Chugga Rosario. SB--Griffin Tinkel, Aiden Harris (3), Nicholas Hockemeyer (2).

HOMESTEAD	IP	H	R	ER	BB	SO	HR
Alex Graber (W)	5.00	4	3	1	4	5	0
Logann Tuttle	2.00	3	0	0	1	6	0
HAMILTON SOUTHEASTERN							
Griffen Haas (L)	2.67	7	7	7	3	5	0
Eli Lantz	3.33	3	3	1	2	4	0
Jax Haver	1.00	1	0	0	0	1	0

PB--Eli Miller (2). WP--Griffen Haas, Eli Lantz. SO--Logann Tuttle, Griffin Tinkel, Carter Dixon, Braydon Quintana (2), Bryce Yoder, Jacob Creech (2), Carson Nutter (2), Zack Wagner, Griffen Haas, Cole Earlewine (2), Maddox Bach, Clayton Wilke (2), Ian Bucher, Ty Bradle (2), Chugga Rosario. BB--Logann Tuttle, Jackson Todor, Carter Dixon, Braydon Quintana, Carson Nutter, Hunter Wright (2), Harrison Dilts, Maddox Bach, Eli Miller.



# Homestead at Hamilton Southeastern (4/23/22)

## Game 2

### Box Score

HOMESTEAD (13) AT HAMILTON SOUTHEASTERN (11)

HOMESTEAD	AB	R	H	BI	HAMILTON SOUTHEASTER	AB	R	H	BI
Carson Nutter	1	0	0	0	Landon Riekhof	4	3	3	2
Griffin Tinkel	2	2	1	1	Ty Bradle	3	0	1	1
Nicholas Hockemeyer	4	1	2	4	Ian Bucher	5	0	0	0
Connor Reese	1	0	0	0	Cole Earlewine	3	1	1	2
Braydon Quintana	3	2	2	2	Zack Wagner	2	2	2	0
Coletin Berger	1	0	0	0	Griffen Haas	1	1	0	0
Carter Dixon	1	2	0	0	Clayton Wilke	2	1	2	1
Ty Layson	2	2	0	0	Harrison Dilts	4	1	1	2
Bryce Yoder	1	0	0	0	Maddox Bach	4	1	1	0
Isaac MacDonald	3	0	0	1	Chugga Rosario	4	0	1	1
Logan Warden	4	0	0	0	Hunter Wright	3	1	2	1
Jackson Todor	3	2	2	1					
Aiden Harris	3	2	1	1					
TOTALS	29	13	8	10	TOTALS	35	11	14	10

HOMESTEAD 1010 200 0 -- 13  
HAMILTON SOUTHEASTERN 200 122 4 -- 11

LOB--HOMESTEAD 6, HAMILTON SOUTHEASTERN 8. ERR--Aiden Harris, Jackson Todor (2), Hunter Wright, Griffen Haas. 2B--Nicholas Hockemeyer, Braydon Quintana (2), Harrison Dilts, Clayton Wilke, Landon Riekhof, Ty Bradle. HR--Cole Earlewine. HBP--Griffin Tinkel, Aiden Harris, Coletin Berger, Carson Nutter, Griffen Haas. SACF--Isaac MacDonald, Hunter Wright. SACB--Ty Bradle. SB--Ty Layson, Carter Dixon, Griffen Haas.

HOMESTEAD	IP	H	R	ER	BB	SO	HR
Caden Tarango (W)	4.67	6	5	5	2	8	1
Ty Layson	1.33	6	5	5	0	2	0
Coletin Berger (S)	1.00	2	1	1	0	1	0
HAMILTON SOUTHEASTERN							
Ty Bradle (L)	4.00	8	13	12	5	5	0
Jax Haver	3.00	0	0	0	1	3	0

PB--Bryce Yoder. WP--Caden Tarango, Ty Layson, Ty Bradle (2). SO--Aiden Harris (2), Nicholas Hockemeyer, Logan Warden (2), Isaac MacDonald (2), Connor Reese, Harrison Dilts (2), Maddox Bach (2), Ian Bucher (5), Ty Bradle, Chugga Rosario. BB--Jackson Todor, Carter Dixon (2), Bryce Yoder (3), Landon Riekhof, Ty Bradle.

# DeKalb at Homestead (4/27/22)

## Box Score

DEKALB (2) AT HOMESTEAD (12)

DEKALB	AB	R	H	BI	HOMESTEAD	AB	R	H	BI
Logan Jordan	0	0	0	0	Nicholas Hockemeyer	2	1	1	2
Elijah Ehmke	3	0	0	0	Braydon Quintana	4	1	1	0
Ethan Jordan	2	0	1	0	Bryce Yoder	3	3	3	1
Parker Smith	2	1	0	0	Carter Dixon	3	0	1	1
Alex Leslie	3	0	0	0	Caden Tarango	1	0	0	0
Dayton Wright	3	0	1	0	Jake Goode	3	2	3	1
Bryce Dobson	2	0	0	0	Isaac MacDonald	3	1	1	2
Tegan Irk	1	0	0	0	Jacob Creech	0	0	0	0
Logan Montoya	3	0	0	0	Logann Tuttle	2	0	1	0
Will Seigel	2	0	0	0	Logan Warden	0	0	0	0
*Donnie Wiley	0	1	0	0	Jackson Todor	4	1	2	1
					Aiden Harris	3	1	0	0
					*Ty Layson	0	1	0	0
					*Justin Goskowicz	0	1	0	0
TOTALS	21	2	2	0	TOTALS	28	12	13	8

DEKALB 000 200 -- 2  
HOMESTEAD 212 511 -- 12

LOB--DEKALB 7, HOMESTEAD 8. ERR--Parker Smith (2), Aiden Harris. 2B--Nicholas Hockemeyer, Carter Dixon, Bryce Yoder. HBP--Nicholas Hockemeyer, Logan Warden, Jacob Creech. SACF--Nicholas Hockemeyer. SB--Aiden Harris (2), Nicholas Hockemeyer, Jake Goode, Isaac MacDonald, Bryce Yoder (2).

DEKALB	IP	H	R	ER	BB	SO	HR
Bryce Dobson (L)	3.33	9	7	4	0	2	0
Gabe Gillespie	1.67	4	5	5	3	4	0
HOMESTEAD							
Griffin Tinkel (W)	4.33	1	2	1	6	11	0
Logann Tuttle	1.67	1	0	0	0	4	0

SO--Parker Smith (2), Will Seigel (2), Dayton Wright (2), Ethan Jordan, Alex Leslie, Logan Montoya (3), Bryce Dobson (2), Tegan Irk, Elijah Ehmke, Caden Tarango, Aiden Harris, Carter Dixon (2), Braydon Quintana (2). BB--Parker Smith, Will Seigel, Logan Jordan (3), Ethan Jordan, Logann Tuttle, Jake Goode, Bryce Yoder.

# Bishop Luers at Homestead (5/2/22)

## Box Score

BISHOP LUERS (0) AT HOMESTEAD (14)

BISHOP LUERS	AB	R	H	BI	HOMESTEAD	AB	R	H	BI
Nathan Heflin	3	0	1	0	Carson Nutter	2	2	1	0
Brayden McInturf	3	0	0	0	Jacob Creech	1	0	0	0
Johnny Bloom	2	0	1	0	Nicholas Hockemeyer	3	2	1	1
Paul Birkmeier	2	0	0	0	Brennen Weigert	3	1	2	2
Qwenton Roach	1	0	1	0	Aiden Harris	1	1	0	0
Isaac Zay	1	0	0	0	Bryce Yoder	1	1	0	1
Andrew Hormann	2	0	0	0	Braydon Quintana	2	2	1	1
Tony Allen	2	0	1	0	Jake Goode	3	1	3	3
Jaden Mays	1	0	0	0	Carter Dixon	3	0	2	1
					Isaac MacDonald	2	2	0	0
					Jackson Todor	2	2	2	1
					Ty Layson	1	0	0	0
TOTALS	17	0	4	0	TOTALS	24	14	12	10

BISHOP LUERS 000 00 -- 0  
HOMESTEAD 905 0x -- 14

LOB--BISHOP LUERS 5, HOMESTEAD 4. ERR--Nathan Heflin, Isaac Zay. 2B--Carter Dixon, Jake Goode, Braydon Quintana, Carson Nutter. 3B--Nicholas Hockemeyer. HBP--Isaac Zay, Nicholas Hockemeyer. SACF--Bryce Yoder. SB--Aiden Harris, Jackson Todor, Jake Goode (3), Isaac MacDonald, Carson Nutter.

BISHOP LUERS	IP	H	R	ER	BB	SO	HR
Isaac Zay (L)	0.33	6	8	8	3	0	0
Nathan Heflin	0.67	0	1	1	1	0	0
Paul Birkmeier	2.00	6	5	0	0	1	0
Qwenton Roach	1.00	0	0	0	0	2	0
HOMESTEAD							
Alex Graber (W)	3.00	2	0	0	0	2	0
Coletin Berger	2.00	2	0	0	2	1	0

PB--Johnny Bloom. WP--Nathan Heflin (2), Isaac Zay, Coletin Berger. SO--Brayden McInturf, Andrew Hormann, Tony Allen, Aiden Harris, Ty Layson, Carson Nutter. BB--Qwenton Roach, Jaden Mays, Braydon Quintana, Isaac MacDonald, Bryce Yoder, Carson Nutter.

# Homestead at Snider (5/7/22) – Game 1

## Box Score

HOMESTEAD (4) AT SNIDER (8)

HOMESTEAD	AB	R	H	BI	SNIDER	AB	R	H	BI
Carson Nutter	3	1	0	0	Brandon Logan	2	2	2	0
Nicholas Hockemeyer	4	1	0	0	Aaron Fenn	3	0	1	0
Brennen Weigert	4	1	1	2	Kade Hinton	4	0	1	2
Bryce Yoder	3	0	1	1	Landen Fry	4	0	1	1
Braydon Quintana	3	1	2	0	Naveon Warren	3	1	1	0
Jake Goode	3	0	0	0	Trevor Neuman	4	0	0	0
Carter Dixon	3	0	1	0	Langston Leavell	4	2	3	2
Isaac MacDonald	2	0	0	1	Kevin Lewis	3	0	0	0
Jackson Todor	2	0	0	0	Luke McCleery	2	2	0	0
Logan Warden	1	0	0	0	*Jacob Byler	0	1	0	0
TOTALS	28	4	5	4	TOTALS	29	8	9	5

HOMESTEAD 100 021 0 -- 4  
SNIDER 203 030 x -- 8

LOB--HOMESTEAD 5, SNIDER 8. ERR--Isaac MacDonald, Bryce Yoder, Kevin Lewis (2), Landen Fry (2). 2B--Carter Dixon, Kade Hinton, Brandon Logan. 3B--Langston Leavell (2). HR--Brennen Weigert. HBP--Luke McCleery, Naveon Warren. SACF--Isaac MacDonald. SB--Brennen Weigert, Brandon Logan, Luke McCleery.

HOMESTEAD	IP	H	R	ER	BB	SO	HR
Alex Graber (L)	4.33	8	8	3	3	2	0
Logann Tuttle	1.67	1	0	0	0	2	0
SNIDER							
Aaron Fenn (W)	7.00	5	4	3	1	5	1

PB--Carter Dixon (2). WP--Alex Graber (2). BALK--Aaron Fenn. SO--Carter Dixon, Logan Warden, Jake Goode, Bryce Yoder (2), Kevin Lewis (2), Langston Leavell, Trevor Neuman. BB--Carson Nutter, Brandon Logan (2), Aaron Fenn.

# Homestead at Snider (5/7/22) – Game 2

## Box Score

HOMESTEAD (8) AT SNIDER (1)

HOMESTEAD	AB	R	H	BI	SNIDER	AB	R	H	BI
Carson Nutter	3	1	0	1	Brandon Logan	3	0	1	0
Nicholas Hockemeyer	3	2	1	0	Landen Fry	2	1	0	0
Brennen Weigert	3	2	1	0	Kade Hinton	3	0	1	0
Bryce Yoder	3	0	1	1	Kent Burkhead	2	0	0	1
Braydon Quintana	2	0	1	1	Domanick Moon	3	0	0	0
Ty Layson	1	1	1	0	Langston Leavell	2	0	0	0
Jake Goode	2	1	1	3	Naveon Warren	2	0	1	0
Jacob Creech	1	0	0	0	Max Mohrmon	1	0	0	0
Carter Dixon	3	1	1	0	Noah Hess	1	0	0	0
Logann Tuttle	1	0	0	0	Luke McCleery	2	0	0	0
Isaac MacDonald	3	0	1	1					
Aiden Harris	3	0	1	0					
TOTALS	28	8	9	7	TOTALS	21	1	3	1

HOMESTEAD 213 200 0 -- 8  
 SNIDER 000 000 1 -- 1

LOB--HOMESTEAD 5, SNIDER 1. ERR--Domanick Moon, Langston Leavell. 2B--Carter Dixon, Kade Hinton. HBP--Brennen Weigert. SACF--Jake Goode, Braydon Quintana. SB--Brennen Weigert (2), Aiden Harris, Nicholas Hockemeyer, Ty Layson, Isaac MacDonald.

HOMESTEAD	IP	H	R	ER	BB	SO	HR
Griffin Tinkel (W)	6.00	2	0	0	1	5	0
Caden Tarango	1.00	1	1	1	1	1	0
SNIDER							
Tyler Martin (L)	2.33	5	6	3	1	1	0
Max Mohrmon	2.67	3	2	2	2	2	0
Noah Hess	2.00	1	0	0	0	2	0

PB--Kent Burkhead. SO--Logann Tuttle, Brennen Weigert, Carter Dixon, Braydon Quintana, Carson Nutter, Kent Burkhead, Kade Hinton, Brandon Logan, Landen Fry, Domanick Moon, Naveon Warren. BB--Nicholas Hockemeyer, Bryce Yoder, Carson Nutter, Kent Burkhead, Landen Fry.

# Northrop at Homestead (5/9/22)

## Box Score

NORTHROP (1) AT HOMESTEAD (5)

NORTHROP	AB	R	H	BI	HOMESTEAD	AB	R	H	BI
Luke Siren	3	0	0	0	Carson Nutter	3	1	1	0
Nick Pandoff	3	1	1	0	Nicholas Hockemeyer	2	1	1	1
Pernell Whitsett	2	0	0	0	Brennen Weigert	3	2	2	1
Ayden Schuhler	3	0	0	1	Bryce Yoder	3	0	1	0
Nathan Jessup	3	0	0	0	Braydon Quintana	2	0	0	0
Collin Horton	2	0	0	0	Jake Goode	2	0	1	2
Sam Early	2	0	1	0	Logann Tuttle	3	0	1	1
Jayden Sloniker	3	0	2	0	Jacob Creech	2	0	0	0
Josh Sheppard	3	0	0	0	Aiden Harris	3	0	0	0
					*Ty Layson	0	1	0	0
TOTALS	24	1	4	1	TOTALS	23	5	7	5

NORTHROP 000 001 0 -- 1  
HOMESTEAD 302 000 x -- 5

LOB--NORTHROP 5, HOMESTEAD 9. ERR--Josh Sheppard. 2B--Nick Pandoff, Brennen Weigert, Carson Nutter. 3B--Nicholas Hockemeyer. HBP--Pernell Whitsett, Brennen Weigert, Nicholas Hockemeyer (2), Jacob Creech. SACF--Jake Goode. SB--Brennen Weigert (2), Nicholas Hockemeyer, Carson Nutter (2).

NORTHROP	IP	H	R	ER	BB	SO	HR
Hunter McNeal (L)	2.33	6	5	5	2	0	0
Collin Horton	3.67	1	0	0	2	4	0
HOMESTEAD							
Coletin Berger (W)	7.00	4	1	1	2	3	0

PB--Bryce Yoder. WP--Coletin Berger. SO--Josh Sheppard (2), Ayden Schuhler, Jake Goode, Bryce Yoder, Jacob Creech, Carson Nutter. BB--Sam Early, Collin Horton, Braydon Quintana (2), Bryce Yoder, Carson Nutter.

# Carroll at Homestead (5/10/22)

## @ Parkview Field

### Box Score



CARROLL (5) AT HOMESTEAD (12)


CARROLL	AB	R	H	BI	HOMESTEAD	AB	R	H	BI
Jaydan Duba	3	2	1	0	Carson Nutter	4	1	0	1
Conner Barkel	4	1	2	3	Nicholas Hockemeyer	4	1	1	0
Jordan Malott	3	1	2	1	Brennen Weigert	3	2	1	3
Andrew Sinish	4	0	0	0	Braydon Quintana	4	1	3	2
Alexander Smith	3	0	0	0	Jake Goode	3	1	0	0
Daniel Kirk	2	0	0	0	Bryce Yoder	3	2	1	0
Michael Dierckman	2	0	0	0	Carter Dixon	1	0	0	1
Cooper Rudolph	2	0	0	0	Isaac MacDonald	2	1	1	2
Michael Berwick	1	0	0	0	Griffin Tinkel	0	0	0	0
Gabriel Starks	2	1	1	0	Jackson Todor	3	0	2	3
					*Aiden Harris	0	2	0	0
					*Ty Layson	0	1	0	0
<b>TOTALS</b>	<b>26</b>	<b>5</b>	<b>6</b>	<b>4</b>	<b>TOTALS</b>	<b>27</b>	<b>12</b>	<b>9</b>	<b>12</b>

CARROLL 200 020 1 -- 5  
 HOMESTEAD 011 505 x -- 12

LOB--CARROLL 5, HOMESTEAD 7. ERR--Alexander Smith.  
 2B--Conner Barkel. 3B--Jordan Malott, Nicholas Hockemeyer,  
 Jackson Todor. HR--Conner Barkel, Brennen Weigert.  
 HBP--Daniel Kirk, Carter Dixon, Carson Nutter. SACF--Isaac  
 MacDonald. SB--Gabriel Starks, Daniel Kirk, Griffin Tinkel,  
 Brennen Weigert, Aiden Harris, Jackson Todor, Jake Goode  
 (2), Carson Nutter.

CARROLL	IP	H	R	ER	BB	SO	HR
Will Worrel (L)	3.00	4	4	4	3	2	0
Thomas Tratnyek	2.33	4	5	5	3	3	1
Jaxon Sparks	0.67	1	3	0	1	1	0
HOMESTEAD							
Caden Tarango (W)	4.00	5	4	4	2	8	1
Jake Goode (S)	3.00	1	1	1	2	4	0

PB--Cooper Rudolph, Carter Dixon. WP--Thomas Tratnyek, Caden  
 Tarango. SO--Jaydan Duba, Conner Barkel (2), Cooper Rudolph,  
 Michael Berwick, Michael Dierckman (2), Gabriel Starks,  
 Andrew Sinish (2), Daniel Kirk (2), Nicholas Hockemeyer,  
 Carter Dixon, Jake Goode, Isaac MacDonald, Bryce Yoder,  
 Carson Nutter. BB--Jaydan Duba, Michael Dierckman, Jordan  
 Malott, Gabriel Starks, Brennen Weigert, Jackson Todor,  
 Carter Dixon (2), Jake Goode, Isaac MacDonald, Bryce Yoder.



# Homestead at Carroll (5/11/22)

## Box Score

HOMESTEAD (5) AT CARROLL (1)

HOMESTEAD	AB	R	H	BI	CARROLL	AB	R	H	BI
Carson Nutter	4	0	2	0	Jaydan Duba	4	0	2	0
Nicholas Hockemeyer	4	1	1	0	Conner Barkel	4	0	1	1
Brennen Weigert	2	0	0	0	Jordan Malott	1	0	0	0
Braydon Quintana	3	1	0	0	Jackson Brown	1	0	0	0
Jake Goode	3	1	1	0	Andrew Sinish	2	0	0	0
Bryce Yoder	3	1	1	0	Alexander Smith	3	0	1	0
Carter Dixon	3	1	2	1	Daniel Kirk	1	0	0	0
Isaac MacDonald	3	0	1	0	Cam Saunders	3	0	0	0
Jackson Todor	2	0	0	1	Michael Dierckman	2	0	0	0
					Michael Berwick	1	0	0	0
					Gabriel Starks	2	1	0	0
TOTALS	27	5	8	2	TOTALS	24	1	4	1

HOMESTEAD 000 311 0 -- 5  
CARROLL 001 000 0 -- 1

LOB--HOMESTEAD 5, CARROLL 8. ERR--Bryce Yoder. HBP--Brennen Weigert (2). SACF--Jackson Todor. SB--Brennen Weigert, Aiden Harris, Jacob Creech, Conner Barkel, Gabriel Starks.

HOMESTEAD	IP	H	R	ER	BB	SO	HR
Griffin Tinkel (W)	5.00	3	1	1	6	5	0
Logann Tuttle	2.00	1	0	0	0	3	0
CARROLL							
Cam Saunders (L)	5.67	8	5	5	1	3	0
Michael Dierckman	1.33	0	0	0	0	1	0

BALK--Cam Saunders. SO--Jackson Todor, Jake Goode (2), Carson Nutter, Alexander Smith, Conner Barkel (2), Cam Saunders (2), Michael Berwick, Michael Dierckman, Andrew Sinish. BB--Braydon Quintana, Jordan Malott (2), Gabriel Starks, Andrew Sinish, Daniel Kirk (2).



# Carroll at Homestead (5/12/22)

## Box Score

CARROLL (6) AT HOMESTEAD (2)

CARROLL	AB	R	H	BI	HOMESTEAD	AB	R	H	BI
Jaydan Duba	3	1	0	1	Carson Nutter	4	0	0	0
Jordan Malott	4	1	1	2	Nicholas Hockemeyer	4	0	0	0
Daniel Kirk	4	0	0	0	Brennen Weigert	3	0	1	0
Andrew Sinish	4	1	1	0	Braydon Quintana	4	0	1	0
Conner Barkel	4	0	1	1	Carter Dixon	4	0	0	0
Alexander Smith	4	0	1	0	Bryce Yoder	3	0	0	0
Michael Dierckman	4	1	1	0	Jake Goode	3	1	1	0
Cooper Rudolph	3	1	1	2	Isaac MacDonald	3	0	1	0
Cam Saunders	1	0	0	0	Jackson Todor	3	0	2	0
Gabriel Starks	1	0	0	0	*Aiden Harris	0	1	0	0
*Jackson Brown	0	1	0	0					
TOTALS	32	6	6	6	TOTALS	31	2	6	0

CARROLL 200 000 04 -- 6  
HOMESTEAD 000 010 10 -- 2

LOB--CARROLL 8, HOMESTEAD 6. ERR--Andrew Sinish, Nicholas Hockemeyer, Jackson Todor (2). 2B--Alexander Smith, Brennen Weigert, Jake Goode. 3B--Andrew Sinish. HR--Jordan Malott. HBP--Gabriel Starks. SACF--Jaydan Duba. SB--Jackson Brown, Michael Dierckman, Brennen Weigert, Aiden Harris, Jackson Todor, Jake Goode, Jacob Creech.

CARROLL	IP	H	R	ER	BB	SO	HR
Jordan Malott	6.67	6	2	2	0	5	0
Michael Dierckman (W)	1.33	0	0	0	1	1	0
HOMESTEAD							
Alex Graber	6.33	3	2	2	4	9	1
Nicholas Hockemeyer (L)	1.00	3	4	2	0	1	0
Ty Layson	0.67	0	0	0	0	0	0

PB--Cooper Rudolph. WP--Alex Graber. SO--Alexander Smith, Conner Barkel, Cooper Rudolph (2), Cam Saunders, Jordan Malott, Andrew Sinish (3), Daniel Kirk, Carter Dixon (2), Bryce Yoder (2), Carson Nutter (2). BB--Jaydan Duba, Jordan Malott, Gabriel Starks (2), Brennen Weigert.

# Monroe Central at Homestead (5/13/22)

## Box Score

MONROE CENTRAL (6) AT HOMESTEAD (7)

MONROE CENTRAL	AB	R	H	BI	HOMESTEAD	AB	R	H	BI
Blake Bogue	4	2	2	0	Nicholas Hockemeyer	4	1	2	1
Aidyn Coffey	3	1	2	4	Brennen Weigert	3	1	2	3
Joel Kennedy	4	0	0	0	Braydon Quintana	4	0	0	0
Caleb Snyder	3	0	0	0	Jake Goode	3	0	1	1
Lane Wilson	3	0	1	0	Jackson Todor	3	0	0	0
Brayden Matheny	4	0	1	1	Bryce Yoder	1	0	1	0
Ashton Bandy	3	1	0	0	Carson Nutter	2	1	0	0
Cole Pike	2	1	0	0	Isaac MacDonald	2	1	1	0
Cole Luedike	3	1	0	0	Aiden Harris	3	2	1	2
					*Griffin Tinkel	0	1	0	0
TOTALS	29	6	6	5	TOTALS	25	7	8	7

MONROE CENTRAL 000 011 4 -- 6  
 HOMESTEAD 003 301 x -- 7

LOB--MONROE CENTRAL 6, HOMESTEAD 5. ERR--Brayden Matheny, Aiden Harris, Jake Goode. 2B--Brennen Weigert, Aiden Harris, Nicholas Hockemeyer. HR--Aidyn Coffey. HBP--Lane Wilson, Brennen Weigert, Bryce Yoder, Carson Nutter. SB--Blake Bogue, Griffin Tinkel, Brennen Weigert, Aiden Harris, Nicholas Hockemeyer.

MONROE CENTRAL	IP	H	R	ER	BB	SO	HR
Ashton Bandy (L)	4.00	7	6	6	0	3	0
Aidyn Coffey	2.00	1	1	0	2	3	0
HOMESTEAD							
Mason Weaver (W)	5.00	3	2	1	1	5	0
Connor Reese (S)	2.00	3	4	3	2	1	1

SO--Brayden Matheny, Caleb Snyder, Joel Kennedy, Blake Bogue, Lane Wilson, Cole Luedike, Brennen Weigert, Aiden Harris, Nicholas Hockemeyer, Jackson Todor (2), Jake Goode. BB--Cole Pike, Caleb Snyder, Aidyn Coffey, Isaac MacDonald, Bryce Yoder.

# Fishers at Homestead (5/14/22)

## Box Score

FISHERS (11) AT HOMESTEAD (0)

FISHERS	AB	R	H	BI	HOMESTEAD	AB	R	H	BI
Joey Brenzczewski	3	2	1	0	Nicholas Hockemeyer	2	0	1	0
Gaven Kuzniewski	1	0	1	0	Brennen Weigert	2	0	1	0
Carson Dunn	3	3	1	1	Braydon Quintana	2	0	0	0
Jack Brown	3	1	1	2	Jake Goode	2	0	0	0
Joe Hietpas	1	0	0	0	Bryce Yoder	2	0	0	0
Dom Oliverio	3	1	1	1	Carter Dixon	2	0	0	0
Quinn Seefeldt	1	0	0	0	Carson Nutter	2	0	1	0
Curtis Kearschner	3	1	2	3	Isaac MacDonald	1	0	0	0
Evan Albright	1	0	1	0	Jacob Creech	1	0	0	0
JP Preston	2	1	1	0	Jackson Todor	0	0	0	0
Gavin Clayton	3	0	0	1	Logan Warden	2	0	0	0
Huey Dunn	2	1	1	1					
Jack Backofen	1	0	0	0					
Kaden Gorak	2	0	1	2					
*Hughes	0	1	0	0					
TOTALS	29	11	11	11	TOTALS	18	0	3	0

FISHERS 281 000 -- 11  
 HOMESTEAD 000 00x -- 0

LOB--FISHERS 7, HOMESTEAD 3. ERR--Brennen Weigert, Jackson Todor (2). 2B--Jack Brown, Joey Brenzczewski, Brennen Weigert. 3B--Kaden Gorak. HBP--JP Preston. SB--Curtis Kearschner.

FISHERS	IP	H	R	ER	BB	SO	HR
Kyle Manship (W)	5.00	3	0	0	0	4	0
HOMESTEAD							
Logann Tuttle (L)	1.67	6	10	2	3	1	0
Ty Layson	3.33	5	1	1	0	3	0

PB--Kaden Gorak, Carter Dixon (2). WP--Kyle Manship, Logann Tuttle. SO--Jack Brown, Joey Brenzczewski, Kaden Gorak, Gavin Clayton, Logan Warden, Jake Goode, Braydon Quintana, Jacob Creech. BB--Kaden Gorak, Carson Dunn, JP Preston.

# Blackhawk Christian at Homestead (5/17/22)

## Senior Night

### Box Score

BLACKHAWK CHRISTIAN (4) AT HOMESTEAD (10)

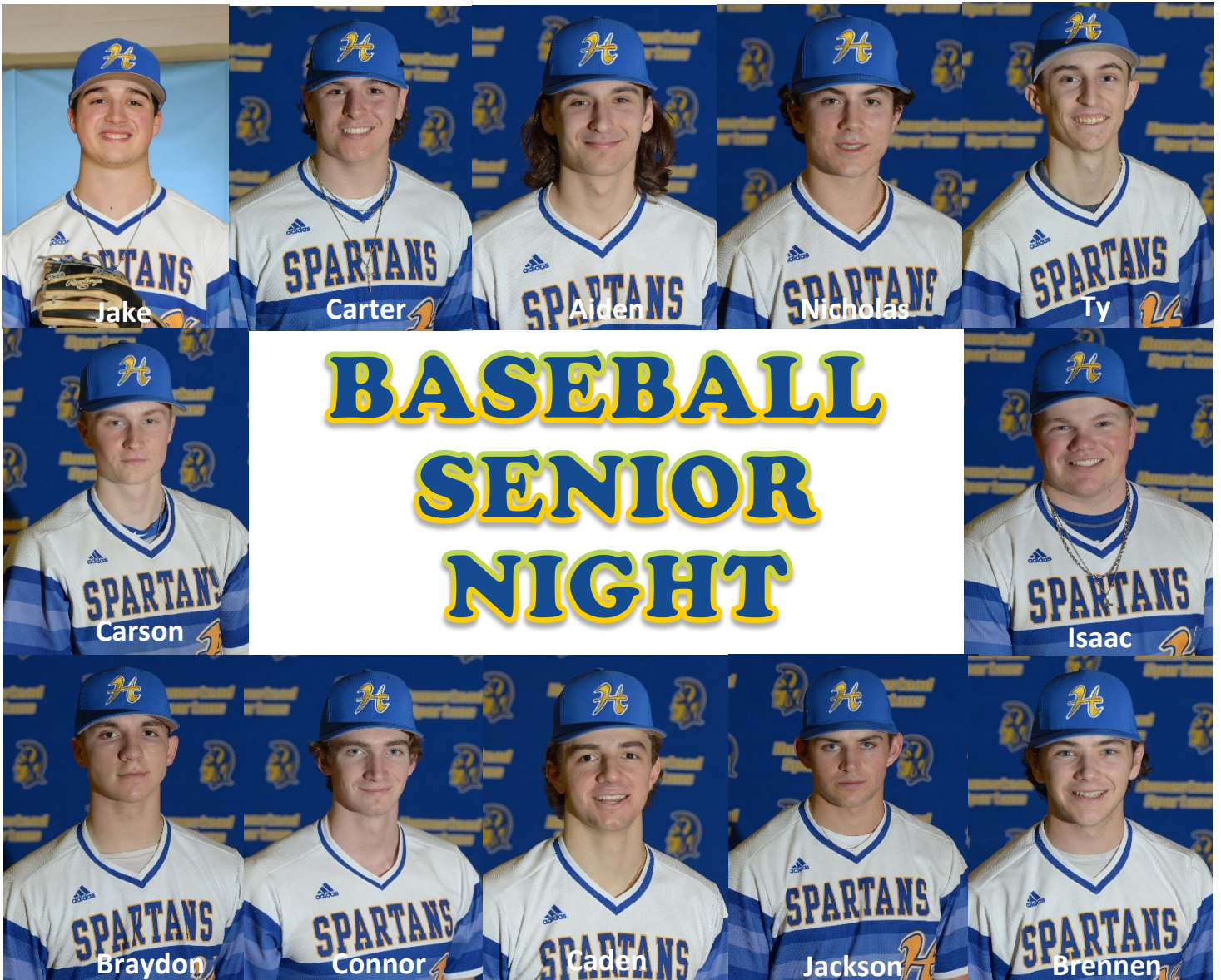
BLACKHAWK CHRISTIAN	AB	R	H	BI	HOMESTEAD	AB	R	H	BI
Corbin Muldoon	3	0	0	1	Carson Nutter	2	2	1	0
Clay Pickett	4	1	1	0	Nicholas Hockemeyer	4	1	2	3
Seth Leininger	3	0	0	1	Brennen Weigert	2	1	1	1
Jake Boyer	4	0	0	0	Ty Layson	1	0	0	0
Gage Sefton	4	1	1	0	Braydon Quintana	3	1	0	0
Luke Metzler	3	1	1	0	Carter Dixon	2	0	2	2
Korban Study	2	0	0	0	Isaac MacDonald	3	0	0	0
Reece Tracy	3	1	0	0	Jacob Creech	3	2	1	0
Aiden Muldoon	2	0	2	0	Jackson Todor	3	2	2	1
					Aiden Harris	3	1	2	1
TOTALS	28	4	5	2	TOTALS	26	10	11	8

BLACKHAWK CHRISTIAN                   000 300 1 -- 4  
HOMESTEAD                               240 220 x -- 10

LOB-- BLACKHAWK CHRISTIAN 8, HOMESTEAD 3. ERR--Korban Study, Aiden Muldoon, Brennen Weigert (2), Aiden Harris, Ty Layson. 2B--Nicholas Hockemeyer (2), Carter Dixon. HBP--Seth Leininger, Luke Metzler, Carson Nutter. SACF--Brennen Weigert. SB--Clay Pickett, Jackson Todor, Jacob Creech, Carson Nutter.

BLACKHAWK CHRISTIAN	IP	H	R	ER	BB	SO	HR
Seth Leininger (L)	6.00	11	10	7	3	2	0
HOMESTEAD							
Caden Tarango (W)	4.00	4	3	2	3	7	0
Connor Reese	3.00	1	1	0	0	3	0

PB--Reece Tracy, Carter Dixon. WP--Seth Leininger. SO--Jake Boyer (3), Korban Study (2), Gage Sefton, Seth Leininger, Luke Metzler, Clay Pickett (2), Aiden Harris, Jackson Todor. BB--Korban Study, Corbin Muldoon, Aiden Muldoon, Carter Dixon, Braydon Quintana, Carson Nutter.



**Jake Creech** – Jake’s parents are Stephen and Mary Alison Creech. This is his fourth year on the baseball team. Jake has been on the Distinguished Honor Roll and Honor Roll. He will continue his baseball career at Marian University, Wisconsin and study Business and Sports Management.

**Carter Dixon** - Carter’s parents are Mike and Teri Dixon. This is his fourth year on the baseball team. Carter was on the football team for four years and earned 1<sup>st</sup> Team Offense his junior season and All-Sac Punter this past year. Carter is the Homestead dual record holder for punt and kick-off average. He has been on the Honor Roll. Carter will continue his baseball and football careers at Lawrence Tech University and major in Civil Engineering.

**Aiden Harris** – Aiden’s parents are Chris and Melanie Harris. This is his fourth year on the baseball team. Aiden will pursue a degree in Business.

**Nicholas Hockemeyer** – Nicholas’s parents are Aaron Hockemeyer and Sonia Sandoval. This is his fourth year on the baseball team. Nicholas has been on the Honor Roll. He will attend Ivy Tech then transfer to a four-year college to finish his degree.

**Ty Layson** – Ty’s parents are Andrew and Sara Layson. This is his fourth year on the baseball team. Ty was the recipient of the JV Blue Defensive Player of the Year his junior season. He will continue his baseball career at Manchester University and earn a degree in Environmental Studies.

**Isaac MacDonald** – Isaac’s parents are Greg and Sandi MacDonald. This is his fourth year on the baseball team. Isaac was the recipient of the JV Gold Offensive Player of the Year his freshman season and the OPS Leadership Award earlier this year. He has been on the Honor Roll. Isaac will continue his baseball career at Bethel University and study Business.

**Carson Nutter** – Carson’s parents are Mike and Beth Nutter. This is his fourth year on the baseball team. Carson has been on the Distinguished Honor Roll or Honor Roll every semester and is a member of the National Honor Society. He is an AP scholar and will be graduating with Summa Cum Laude Honors. Carson has participated in FCA every year and the student leadership section. He will study Biology at Indiana University and hopes to attend medical school.

**Braydon Quintana** – Braydon’s parents are John and Angela Quintana. This is his fourth year on the baseball team. He participated on the freshman football team. Braydon has been on the Distinguished Honor Roll every semester and is a member of the National Honor Society. He will continue his baseball career at Manchester University and double major in Accounting and Psychology. Braydon intends to eventually join the FBI.

**Connor Reese** – Connor’s parents are Dan and Kris Reese. This is his fourth year on the baseball team. Connor was a member of the soccer team for three years and has been on the Honor Roll. He will continue his baseball career at Trine University and earn a degree in Business Marketing.

**Caden Tarango** – Caden’s parents are Shawn and Kimberly Tarango. This is his fourth year on the baseball team. Caden was the recipient of the JV Blue Pitcher of the Year Award his freshman season. He participated on the basketball team his freshman year and football team for two years. Caden earned the JV Most Outstanding Offensive Back sophomore season. He has been on the Honor Roll and is a member of DECA. Caden will continue his baseball career at the University of Dayton and study Business.

**Jackson Todor** – Jackson’s parents are John and Dawn Todor. This is his fourth year on the baseball team. Jackson participated in basketball for one year and cross country for two years. He has been an Honor Roll Student. Jackson will study Environmental Science and Business as a Dean’s Scholar while continuing his baseball career at Manchester University. He is a member of the Questa Education Foundation Scholars Program and is the recipient of the W. Robert McFadden Study Away Scholarship.

**Brennen Weigert** – Brennen’s parents are Jim and Stephanie Weigert. This is his third year on the baseball team. Brennen earned 2021 IHSBCA All-State Honorable Mention and is on the watch list for the 2022 NEIBA Player of the Year. He has been a Distinguished Honor Roll and Honor Roll student and is a member of the National Honor Society. Brennen will attend Indiana University and study Biology.



**Chris Kohrman** (manager) – Chris’s parents are Jim and Tara Kohrman. This is his fourth year participating with the baseball team. Chris was the varsity basketball manager for two years and a member of the Homestead Live team. He has been the color commentator for both football and boys basketball. He will attend Purdue Fort Wayne and study Communications.



**Owen Birkey** (manager) – Owen’s parents are Brian and Shane Birkey. This is his fourth year participating with baseball team. Owen is responsible for the conditioning and storage of the player’s gloves. He has been on the Distinguished Honor Roll or Honor Roll every semester. He will study Engineering at Purdue University.

# Northridge at Homestead (5/19/22)

## Box Score

NORTHRIDGE (2) AT HOMESTEAD (12)

NORTHRIDGE	AB	R	H	BI	HOMESTEAD	AB	R	H	BI
Gavin Collins	3	1	1	1	Nicholas Hockemeyer	3	1	2	1
Harrison Kauffman	2	0	0	0	Brennen Weigert	2	1	1	1
Max Horner	2	0	0	0	Braydon Quintana	3	2	2	1
Carter Gilbert	1	0	0	0	Bryce Yoder	1	2	0	0
Kade Sainz	2	0	0	0	Carter Dixon	3	0	2	1
Korey Beehler	2	0	0	0	Jake Goode	2	1	1	1
McClain Miller	2	0	0	0	Carson Nutter	2	1	1	1
Zak Martin	2	0	0	0	Isaac MacDonald	3	1	2	2
Jack Urbanski	1	1	0	0	Jackson Todor	3	1	1	2
					*Aiden Harris	0	2	0	0
TOTALS	17	2	1	1	TOTALS	22	12	12	10

NORTHRIDGE 002 00 -- 2  
 HOMESTEAD 306 21 -- 12

LOB--NORTHRIDGE 2, HOMESTEAD 6. ERR--Kade Sainz, Nicholas Hockemeyer. 2B--Gavin Collins, Braydon Quintana, Isaac MacDonald. HBP--Brennen Weigert. SACF--Brennen Weigert. SB--Brennen Weigert, Aiden Harris, Braydon Quintana (2), Bryce Yoder, Carson Nutter.

NORTHRIDGE	IP	H	R	ER	BB	SO	HR
McClain Miller (L)	2.33	8	9	9	4	1	0
Jethro Hochstetler	1.67	4	3	2	2	2	0
HOMESTEAD							
Griffin Tinkel (W)	5.00	1	2	1	2	6	0

PB--Carter Dixon (2). SO--Kade Sainz, Max Horner, Harrison Kauffman, McClain Miller (2), Zak Martin, Jackson Todor, Braydon Quintana, Carson Nutter. BB--Carter Gilbert, Jack Urbanski, Nicholas Hockemeyer, Jake Goode, Braydon Quintana, Bryce Yoder (2), Carson Nutter.

# South Side at Homestead (5/20/22)

## Box Score

SOUTH SIDE (1) AT HOMESTEAD (13)

SOUTH SIDE	AB	R	H	BI	HOMESTEAD	AB	R	H	BI
Aiden Hapner	3	0	1	1	Nicholas Hockemeyer	2	3	2	2
Evan Harl	2	0	0	0	Caden Tarango	1	0	0	0
Perry Stow	1	0	0	0	Brennen Weigert	0	2	0	0
Logan Weber	2	0	0	0	Aiden Harris	2	2	1	0
Jack McGinnis	2	0	1	0	Braydon Quintana	2	0	1	1
Jude Ratajczak	2	0	0	0	Connor Reese	1	0	0	0
Mason Rochford	2	0	0	0	Bryce Yoder	1	1	0	1
Hugo Huerta	1	1	0	0	Ty Layson	2	0	0	1
Drew Pancake	1	0	0	0	Carter Dixon	1	0	0	1
					Logann Tuttle	2	0	1	0
					Jake Goode	0	1	0	1
					Jacob Creech	1	0	0	0
					Carson Nutter	1	1	1	1
					Coletin Berger	1	0	0	0
					Isaac MacDonald	2	1	1	2
					Mason Weaver	0	0	0	0
					Jackson Todor	2	2	1	1
					Logan Warden	0	0	0	0
TOTALS	16	1	2	1	TOTALS	21	13	8	11

SOUTH SIDE 000 01 -- 1  
 HOMESTEAD (11)20 0x -- 13

LOB--SOUTH SIDE 4, HOMESTEAD 7. ERR--Logan Weber.  
 2B--Nicholas Hockemeyer (2). 3B--Jackson Todor. HBP--Brennen Weigert, Nicholas Hockemeyer, Carter Dixon, Jake Goode.  
 SB--Brennen Weigert, Aiden Harris (2), Nicholas Hockemeyer, Jake Goode.

	IP	H	R	ER	BB	SO	HR
SOUTH SIDE							
Jack McGinnis (L)	0.67	5	11	11	4	0	0
Drew Pancake	3.33	3	2	1	3	3	0
HOMESTEAD							
Alex Graber (W)	3.00	0	0	0	2	6	0
Ty Layson	1.00	1	0	0	1	2	0
Coletin Berger	1.00	1	1	1	1	0	0

WP--Drew Pancake, Jack McGinnis. SO--Jude Ratajczak (2), Jack McGinnis, Logan Weber, Mason Rochford (2), Perry Stow, Aiden Hapner, Caden Tarango, Jacob Creech, Coletin Berger.  
 BB--Drew Pancake, Hugo Huerta, Evan Harl, Perry Stow, Brennen Weigert, Logan Warden, Mason Weaver, Jake Goode, Braydon Quintana, Bryce Yoder, Carson Nutter.



# Leo at Homestead (5/21/22) – Game 1

## Box Score

LEO (6) AT HOMESTEAD (3)

LEO	AB	R	H	BI	HOMESTEAD	AB	R	H	BI
Jevon Walker	2	2	1	0	Nicholas Hockemeyer	2	1	0	0
Cohden Brubaker	3	1	2	2	Brennen Weigert	3	0	1	0
Tyler Rebman	2	1	1	2	Braydon Quintana	4	0	1	0
Donavin Massing	4	0	1	1	Bryce Yoder	4	0	0	0
Gray Hoepfner	3	0	1	0	Carter Dixon	2	0	0	0
Gunner Stuckey	3	0	1	1	Jake Goode	2	0	1	0
Kyle Decker	0	0	0	0	Carson Nutter	1	0	1	2
Caleb Ensign	3	0	1	0	Isaac MacDonald	2	0	0	0
Lucas Collins	4	1	0	0	Jackson Todor	3	0	0	0
Ethan Dekoninck	4	1	1	0	*Aiden Harris	0	2	0	0
TOTALS	28	6	9	6	TOTALS	23	3	4	2

LEO 312 000 0 -- 6  
 HOMESTEAD 001 101 0 -- 3

LOB--LEO 10, HOMESTEAD 7. ERR--Jevon Walker. 2B--Jevon Walker, Cohden Brubaker. HBP--Gray Hoepfner, Tyler Rebman (2), Brennen Weigert, Isaac MacDonald. SACF--Gunner Stuckey, Carson Nutter. SB--Jevon Walker, Tyler Rebman, Brennen Weigert (2), Aiden Harris (2), Nicholas Hockemeyer (2), Jake Goode, Carson Nutter.

LEO	IP	H	R	ER	BB	SO	HR
Cohden Brubaker (W)	6.00	4	3	2	4	5	0
Christian Griewank (S)	1.00	0	0	0	1	1	0
HOMESTEAD							
Jake Goode (L)	2.00	4	4	4	3	3	0
Logann Tuttle	3.00	4	2	2	2	4	0
Connor Reese	2.00	1	0	0	0	1	0

BALK--Jake Goode. SO--Jevon Walker, Ethan Dekoninck, Gray Hoepfner (2), Cohden Brubaker, Lucas Collins (2), Caleb Ensign, Brennen Weigert (2), Jake Goode, Braydon Quintana, Bryce Yoder (2). BB--Jevon Walker (3), Kyle Decker, Cohden Brubaker, Nicholas Hockemeyer (2), Carter Dixon, Jake Goode, Carson Nutter.

# Leo at Homestead (5/21/22) – Game 2

## Box Score

LEO (1) AT HOMESTEAD (9)

LEO	AB	R	H	BI	HOMESTEAD	AB	R	H	BI
Jevon Walker	3	0	0	0	Nicholas Hockemeyer	4	2	2	1
Keatan Poley	1	0	0	0	Brennen Weigert	3	0	0	0
Cohden Brubaker	3	0	1	0	Ty Layson	1	1	0	0
Tyler Rebman	3	0	0	0	Braydon Quintana	1	1	0	1
Donavin Massing	3	0	0	0	Jake Goode	2	1	1	0
Gray Hoepner	2	0	1	0	Logann Tuttle	1	0	0	0
Gunner Stuckey	2	0	0	0	Bryce Yoder	2	0	1	2
Christian Griewank	3	0	1	1	Logan Warden	1	0	0	0
Caleb Ensign	3	0	0	0	Carson Nutter	3	1	1	1
Kole Dabe	3	0	1	0	Isaac MacDonald	2	0	1	1
*Landin Hoepner	0	1	0	0	Jackson Todor	2	1	0	0
					Jacob Creech	1	1	1	0
					Aiden Harris	2	1	1	1
TOTALS	26	1	4	1	TOTALS	25	9	8	7

LEO 000 100 0 -- 1  
 HOMESTEAD 400 410 x -- 9

LOB--LEO 8, HOMESTEAD 6. ERR--Kole Dabe, Brennen Weigert.  
 2B--Gray Hoepner, Nicholas Hockemeyer. 3B--Jacob Creech.  
 HBP--Aiden Harris. SACF--Braydon Quintana. SB--Aiden Harris,  
 Jackson Todor, Jake Goode, Braydon Quintana.

LEO	IP	H	R	ER	BB	SO	HR
Donavin Massing (L)	3.00	5	4	3	1	3	0
Lucas Collins	0.67	2	4	4	5	0	0
Christian Griewank	2.33	1	1	1	0	3	0
HOMESTEAD							
Mason Weaver (W)	5.00	4	1	0	2	6	0
Coletin Berger	1.00	0	0	0	1	1	0
Nicholas Hockemeyer	1.00	0	0	0	1	0	0

PB--Bryce Yoder. WP--Lucas Collins, Mason Weaver. SO--Jevon Walker (2), Cohden Brubaker (2), Kole Dabe, Donavin Massing, Christian Griewank, Jackson Todor, Logan Warden, Jake Goode, Braydon Quintana, Bryce Yoder, Carson Nutter.  
 BB--Gray Hoepner, Cohden Brubaker, Gunner Stuckey, Tyler Rebman, Jake Goode, Braydon Quintana (2), Isaac MacDonald, Bryce Yoder, Carson Nutter.

# Homestead at Bishop Dwenger (5/23/22)

## Box Score

HOMESTEAD (5) AT BISHOP DWENGER (2)

HOMESTEAD	AB	R	H	BI	BISHOP DWENGER	AB	R	H	BI
Nicholas Hockemeyer	4	1	2	0	Xavier Aguirre	4	0	1	0
Brennen Weigert	3	3	3	2	Nathan Reith	2	0	0	0
Braydon Quintana	4	0	1	0	Braden Aguirre	0	0	0	0
Jake Goode	4	1	2	1	Brayton Thomas	1	1	0	1
Carter Dixon	3	0	1	2	Paul Baumgartner	1	0	0	0
Bryce Yoder	3	0	1	0	Beau Jacquay	3	0	1	0
Carson Nutter	3	0	0	0	CJ Pieper	2	0	1	0
Isaac MacDonald	3	0	0	0	Kasen Oribello	2	0	0	0
Jackson Todor	3	0	1	0	Brock Stopher	3	0	1	1
					Carter Bradley	3	0	0	0
					Owen Zimmerman	1	1	1	0
					Aslan Nolan	1	0	0	0
TOTALS	30	5	11	5	TOTALS	23	2	5	2

HOMESTEAD 200 010 2 -- 5  
 BISHOP DWENGER 001 001 0 -- 2

LOB--HOMESTEAD 5, BISHOP DWENGER 7. ERR--Jackson Todor.  
 2B--Nicholas Hockemeyer, Carter Dixon. HR--Brennen Weigert.  
 HBP--Brennen Weigert, Owen Zimmerman. SB--Brennen Weigert,  
 Jackson Todor, Braydon Quintana, Xavier Aguirre, Owen  
 Zimmerman, Brayton Thomas.

HOMESTEAD	IP	H	R	ER	BB	SO	HR
Coletin Berger (W)	3.00	2	1	1	3	2	0
Ty Layson (S)	4.00	3	1	1	3	2	0
BISHOP DWENGER							
Brayton Thomas (L)	3.00	5	2	2	0	7	0
Braxton Bermes	3.00	3	1	1	0	1	0
Paul Baumgartner	1.00	3	2	2	0	0	1

WP--Ty Layson. BALK--Coletin Berger, Braxton Bermes.  
 SO--Nicholas Hockemeyer, Carter Dixon (2), Jake Goode,  
 Braydon Quintana, Bryce Yoder (2), Carson Nutter, Brock  
 Stopher, Beau Jacquay, Nathan Reith, Brayton Thomas. BB--CJ  
 Pieper, Braden Aguirre, Kasen Oribello, Nathan Reith,  
 Brayton Thomas (2).

# Huntington North at Homestead (5/26/22)

## Sectional Quarterfinal

### Box Score

HUNTINGTON NORTH (0) AT HOMESTEAD (3)

HUNTINGTON NORTH	AB	R	H	BI	HOMESTEAD	AB	R	H	BI
Jack Eckert	2	0	0	0	Nicholas Hockemeyer	3	1	1	0
Cole Martz	3	0	0	0	Brennen Weigert	4	0	2	0
Cam McCarver	3	0	1	0	Braydon Quintana	2	1	2	1
Wesley Huff	2	0	0	0	Jake Goode	3	0	0	0
Landon Moreland	3	0	1	0	Carter Dixon	3	0	1	1
Austin Oswalt	3	0	3	0	Carson Nutter	3	0	0	0
Lucas Thorn	3	0	1	0	Isaac MacDonald	2	0	1	0
Isaac Wilson	3	0	0	0	Jackson Todor	2	0	0	1
Lawson Doyle	2	0	0	0	Aiden Harris	3	0	0	0
					*Jacob Creech	0	1	0	0
TOTALS	24	0	6	0	TOTALS	25	3	7	3

HUNTINGTON NORTH 000 000 0 -- 0  
HOMESTEAD 000 021 x -- 3

LOB--HUNTINGTON NORTH 5, HOMESTEAD 8. ERR--Cole Martz, Landon Moreland, Jackson Todor. 2B--Carter Dixon. 3B--Isaac MacDonald. HBP--Jack Eckert, Wesley Huff. SACF--Jackson Todor. SB--Nicholas Hockemeyer (2).

HUNTINGTON NORTH	IP	H	R	ER	BB	SO	HR
Austin Oswalt (L)	6.00	7	3	3	3	3	0
HOMESTEAD							
Griffin Tinkel (W)	7.00	6	0	0	0	6	0

WP--Austin Oswalt. SO--Isaac Wilson, Cam McCarver, Jack Eckert, Wesley Huff, Cole Martz, Landon Moreland, Brennen Weigert, Jackson Todor, Carter Dixon. BB--Nicholas Hockemeyer, Braydon Quintana, Isaac MacDonald.

# Columbia City at Homestead (5/28/22)

## Sectional Semifinal

### Box Score

COLUMBIA CITY (0) AT HOMESTEAD (4)

COLUMBIA CITY	AB	R	H	BI	HOMESTEAD	AB	R	H	BI
Brock Dailey	4	0	1	0	Nicholas Hockemeyer	3	0	1	1
Julian Osselear	4	0	3	0	Brennen Weigert	3	1	1	0
Sam Gladd	3	0	2	0	Braydon Quintana	2	1	1	0
Brady Schroeder	3	0	0	0	Jake Goode	3	1	2	1
Aidn Miller	4	0	0	0	Carter Dixon	2	0	0	1
Landyn Iden	3	0	0	0	Carson Nutter	2	0	0	0
Dalen Johnson	3	0	0	0	Isaac MacDonald	1	1	0	0
Brady Bell	2	0	0	0	Logann Tuttle	1	0	0	0
Andrew Vanderford	0	0	0	0	Jackson Todor	3	0	0	0
Eli Platt	3	0	1	0	Aiden Harris	2	0	0	0
TOTALS	29	0	7	0	TOTALS	22	4	5	3

COLUMBIA CITY 000 000 0 -- 0  
HOMESTEAD 112 000 x -- 4

LOB--COLUMBIA CITY 12, HOMESTEAD 4. ERR--Sam Gladd.  
2B--Julian Osselear (2), Nicholas Hockemeyer. HBP--Brady  
Schroeder, Andrew Vanderford, Braydon Quintana. SACF--Carter  
Dixon. SB--Jake Goode (2).

COLUMBIA CITY	IP	H	R	ER	BB	SO	HR
Aidn Miller (L)	6.00	5	4	2	2	4	0
HOMESTEAD							
Alex Graber (W)	5.33	5	0	0	2	8	0
Logann Tuttle	1.67	2	0	0	0	4	0

PB--Carter Dixon (5). BALK--Aidn Miller. SO--Julian  
Osselear, Brady Schroeder, Aidn Miller (2), Sam Gladd, Eli  
Platt, Dalen Johnson (2), Landyn Iden, Brock Dailey (2),  
Brady Bell, Logann Tuttle, Aiden Harris, Carter Dixon, Isaac  
MacDonald. BB--Sam Gladd, Landyn Iden, Isaac MacDonald,  
Carson Nutter.

# Wayne at Homestead (5/30/22)

## Sectional Championship

### Box Score

WAYNE (0) AT HOMESTEAD (10)

WAYNE	AB	R	H	BI	HOMESTEAD	AB	R	H	BI
Jhonny Carvajal	2	0	0	0	Nicholas Hockemeyer	4	2	3	1
Aidan Meek	1	0	0	0	Brennen Weigert	2	2	2	3
LaDarius Griggs	2	0	0	0	Braydon Quintana	3	1	1	0
Brady Moody	2	0	0	0	Jake Goode	3	1	1	0
Carson Dantzer	2	0	0	0	Carter Dixon	3	0	2	1
Eric Echeverra	1	0	0	0	Carson Nutter	3	1	3	2
Clay Bruce	2	0	1	0	Logann Tuttle	2	0	0	0
Ashton Berkey	2	0	0	0	Jackson Todor	3	0	1	0
Foster Keirns	1	0	0	0	Aiden Harris	3	1	2	0
					*Griffin Tinkel	0	1	0	0
					*Nic Pequignot	0	1	0	0
TOTALS	15	0	1	0	TOTALS	26	10	15	7

WAYNE 000 00 -- 0  
HOMESTEAD 203 14 -- 10

LOB--WAYNE 2, HOMESTEAD 4. 2B--Brennen Weigert, Nicholas Hockemeyer, Carter Dixon, Jake Goode. 3B--Nicholas Hockemeyer (2), Carson Nutter. HR--Brennen Weigert. SACF--Brennen Weigert. SB--Carson Nutter.

WAYNE	IP	H	R	ER	BB	SO	HR
Foster Keirns (L)	4.67	15	10	10	1	1	1
HOMESTEAD							
Caden Tarango (W)	5.00	1	0	0	2	9	0

PB--Landen Zwick, Carter Dixon. WP--Foster Keirns (2). SO--Ashton Berkey, Jhonny Carvajal (2), Eric Echeverra, Brady Moody, Clay Bruce, Carson Dantzer (2), Foster Keirns, Braydon Quintana. BB--Eric Echeverra, Aidan Meek, Logann Tuttle.

# Homestead at Carroll (6/4/22)

## Regional Semifinal

### Box Score

HOMESTEAD (4) AT CARROLL (2)

HOMESTEAD	AB	R	H	BI	CARROLL	AB	R	H	BI
Nicholas Hockemeyer	2	0	0	0	Jaydan Duba	4	1	1	0
Ty Layson	2	0	0	0	Jordan Malott	4	0	1	1
Brennen Weigert	3	2	1	1	Andrew Sinish	4	0	2	0
Braydon Quintana	4	0	1	2	Alexander Smith	4	0	0	0
Jake Goode	3	1	1	0	Daniel Kirk	3	1	2	0
Carter Dixon	1	0	0	1	Conner Barkel	3	0	0	0
Carson Nutter	3	0	0	0	Cooper Rudolph	2	0	0	0
Isaac MacDonald	3	0	1	0	Chandler Joyal	0	0	0	0
Jackson Todor	3	0	2	0	Michael Dierckman	3	0	1	1
Aiden Harris	3	1	1	0	Gabriel Starks	3	0	0	0
TOTALS	27	4	7	4	TOTALS	30	2	7	2

HOMESTEAD 102 001 0 -- 4  
CARROLL 010 010 0 -- 2

LOB--HOMESTEAD 5, CARROLL 10. ERR--Brennen Weigert, Jackson Todor (2), Braydon Quintana, Andrew Sinish. 2B--Daniel Kirk. 3B--Jake Goode, Michael Dierckman. HR--Brennen Weigert. HBP--Carter Dixon, Conner Barkel, Daniel Kirk. SACF--Carter Dixon. SB--Brennen Weigert, Aiden Harris.

HOMESTEAD	IP	H	R	ER	BB	SO	HR
Griffin Tinkel (W)	5.00	6	2	1	0	2	0
Jake Goode (S)	2.00	1	0	0	1	2	0
CARROLL							
Jordan Malott (L)	3.33	5	3	2	0	2	1
Michael Dierckman	3.67	2	1	1	1	2	0

PB--Cooper Rudolph. SO--Jackson Todor, Jake Goode, Braydon Quintana (2), Conner Barkel, Cooper Rudolph, Gabriel Starks (2). BB--Brennen Weigert, Chandler Joyal.

# Homestead at Zionsville (6/4/22)

## Regional Championship

### Box Score

HOMESTEAD (1) AT ZIONSVILLE (3)

HOMESTEAD	AB	R	H	BI	ZIONSVILLE	AB	R	H	BI
Nicholas Hockemeyer	3	0	1	0	Colin Price	2	0	0	0
Brennen Weigert	3	0	1	0	Brody Chrisman	3	1	1	0
Braydon Quintana	2	0	0	0	Caleb Everson	4	1	1	0
Jake Goode	1	0	0	0	Nash Wagner	2	0	0	0
Carter Dixon	3	0	0	0	Maxwell Bond	2	0	1	2
Carson Nutter	2	1	0	0	Easton Moore	2	0	1	0
Isaac MacDonald	3	0	0	0	Jackson Hughes	3	0	1	0
Jackson Todor	3	0	0	0	Aiden Fitzsimmons	2	0	0	0
Aiden Harris	3	0	1	1	Andrew Dickson	1	0	0	0
					Wrigley Bumgardner	2	0	0	0
					Nathaniel Horten	0	1	0	0
TOTALS	23	1	3	1	TOTALS	23	3	5	2

HOMESTEAD 010 000 0 -- 1  
ZIONSVILLE 200 001 x -- 3

LOB--HOMESTEAD 5, ZIONSVILLE 9. ERR--Caden Tarango, Aiden Harris. 2B--Brody Chrisman, Maxwell Bond. HBP--Colin Price, Easton Moore. SB--Nicholas Hockemeyer, Carson Nutter, Brody Chrisman, Caleb Everson, Z.


HOMESTEAD	IP	H	R	ER	BB	SO	HR
Alex Graber (L)	3.00	5	2	2	1	6	0
Caden Tarango	3.00	0	1	0	4	6	0
ZIONSVILLE							
Aiden Fitzsimmons (W)	6.00	3	1	1	4	5	0
Caleb Everson (S)	1.00	0	0	0	0	1	0

SO--Brennen Weigert, Jackson Todor (2), Carter Dixon, Braydon Quintana, Carson Nutter, Brody Chrisman (2), Wrigley Bumgardner (2), Nash Wagner (2), Aiden Fitzsimmons, Colin Price (2), Easton Moore, Jackson Hughes, Andrew Dickson. BB--Jake Goode (2), Braydon Quintana, Carson Nutter, Brody Chrisman, Maxwell Bond, Nathaniel Horten, Nash Wagner, Colin Price.

LOCATION: Loeb Stadium



# Homestead Varsity Baseball Records



## HOMESTEAD SPARTANS BASEBALL VARSITY SEASON RECORDS

YEAR	WINS	LOSSES	WIN %	HEAD COACH	ASSISTANT COACHES
1971	2	10	0.167	Bob Rohrbacher	
1972	6	14	0.300	Bob Rohrbacher	Jan David
1973	4	9	0.308	Bob Rohrbacher	Jan David
1974	3	10	0.231	Bob Rohrbacher	Jan David
1975	9	10	0.474	Neal McKeeman	Keith Gerbers
1976	10	15	0.400	Neal McKeeman	Keith Gerbers
1977	16	8	0.667	Keith Gerbers	Neal McKeeman
1978	10	10	0.500	Dave Pruis	Tom Waning
1979	11	12	0.478	Dave Pruis	Tom Waning
1980	20	10	0.667	Tom Muth	Tom Waning
1981	16	14	0.533	Tom Muth	Tom Waning
1982	18	10	0.643	Tom Muth	Tom Waning
1983	17	12	0.586	Tom Muth	Keith Potter
1984	11	18	0.379	Tom Muth	Keith Potter
1985	10	17	0.370	Tom Muth	Keith Potter, Parke Smith
1986	15	19	0.441	Tom Muth	Keith Potter, Parke Smith
1987	18	14	0.563	Tom Muth	Keith Potter, Parke Smith
1988	9	20	0.310	Tom Muth	Keith Potter, Steve Winebrenner
1989	12	12	0.500	Tom Muth	Keith Potter, Steve Winebrenner
1990	23	8	0.742	Tom Muth	Tim Decker, Keith Potter
1991	12	15	0.444	Tom Muth	Tim Decker, Keith Potter
1992	14	14	0.500	Tom Muth	Tim Decker, Keith Potter
1993	17	14	0.548	Keith Potter	Tim Decker, Paul Kennell
1994	21	10	0.677	Keith Potter	Tim Decker, Paul Kennell
1995	12	17	0.414	Keith Potter	Tim Decker, Paul Kennell
1996	11	12	0.478	Keith Potter	Tim Decker, Paul Kennell
1997	17	11	0.607	Keith Potter	Tim Decker, Brett Ratcliffe
1998	16	14	0.533	Keith Potter	Tim Decker, Brett Ratcliffe
1999	25	6	0.806	Keith Potter	Tim Decker, Brett Ratcliffe
2000	20	9	0.690	Keith Potter	Tim Decker, Paul Kennell
2001	18	8	0.692	Keith Potter	Tim Decker, Paul Kennell
2002	23	6	0.793	Keith Potter	Tim Decker, Paul Kennell
2003	19	10	0.655	Keith Potter	James Frazier
2004	14	15	0.483	Keith Potter	Tim Decker
2005	21	9	0.700	Keith Potter	Tim Decker, James Frazier
2006	22	7	0.759	Keith Potter	Nick Byall, Tim Decker
2007	26	5	0.839	Keith Potter	Nick Byall, Tim Decker, Shawn Harkness
2008	26	6	0.813	Steve Sotir	Nick Byall
2009	23	4	0.852	Steve Sotir	Nick Byall
2010	19	8	0.704	Steve Sotir	Nick Byall, Chris Copley, Jeremy Hochstedler
2011	17	8	0.680	Steve Sotir	Nick Byall, Jeremy Hochstedler
2012	24	5	0.828	Steve Sotir	Nick Byall, Jeremy Hochstedler
2013	16	11	0.593	Steve Sotir	Nick Byall, Chris Copley, Josh Brock
2014	22	10	0.688	Steve Sotir	Nick Byall, Colin Ziegel
2015	19	9	0.679	Steve Sotir	Nick Byall
2016	22	8	0.733	Nick Byall	Shawn Harkness, Drew Enderle, Greg Wehling, Maurie Byall, Kyle Lidster
2017	21	8	0.724	Nick Byall	Shawn Harkness, Greg Wehling, Maurie Byall
2018	18	8	0.692	Nick Byall	Shawn Harkness, Josh Brock, Greg Wehling, Maurie Byall
2019	23	7	0.767	Nick Byall	Shawn Harkness, Josh Brock, Greg Wehling, Maurie Byall
2021	26	7	0.788	Nick Byall	Shawn Harkness, DJ Moore, Greg Wehling, Maurie Byall
2022	24	7	0.774	Nick Byall	Shawn Harkness, DJ Moore, Greg Wehling, Maurie Byall, Dave Kolpien
<b>TOTALS</b>	<b>848</b>	<b>540</b>	<b>0.611</b>		

### HOMESTEAD SPARTANS BASEBALL CHAMPIONSHIPS

NEIAC: 1981, 1982

NHC: 1997, 2000, 2008, 2012, 2014

SECTIONAL: 1981, 1982, 1987, 1990, 1994, 2005, 2007, 2008, 2009, 2010, 2013, 2014, 2015, 2016, 2021, 2022

REGIONAL: 2007, 2008, 2015

SEMI-STATE: 2008

# HOMESTEAD SPARTANS BASEBALL TEAM RECORDS

WINS	YEAR	WIN %	YEAR	AVERAGE	YEAR	HOME RUNS	YEAR
1. 26	2021	1. .852	2009	1. .400	2012	1. 39	2009
1. 26	2008	2. .839	2007	2. .372	2009	2. 35	2008
1. 26	2007	3. .828	2012	3. .369	2021	3. 32	2002
4. 25	1999	4. .813	2008	4. .367	2008	4. 31	2007
5. 24	2012	5. .806	1999	5. .366	2010	5. 29	2021
5. 24	2022	6. .793	2002	6. .360	2000	6. 27	2010
7. 23	2019	7. .788	2021	7. .357	2007	6. 27	1983
7. 23	2009	8. .774	2022	8. .354	2003	6. 27	1981
7. 23	2002	9. .767	2019	9. .351	2002	9. 26	1999
7. 23	1990	10. .759	2006	10. .341	1990	10. 24	2006
11. 22	2016	11. .742	1990	11. .339	2014	10. 24	2004
11. 22	2014	12. .733	2016	12. .335	2006	12. 23	2005
11. 22	2006	13. .724	2017	13. .329	2011	12. 23	1998

DOUBLES	YEAR	TRIPLES	YEAR	RUNS PER GAME	YEAR	RUNS	YEAR
1. 85	2012	1. 18	2021	1. 10.82	2021	1. 357	2021
2. 83	2021	2. 15	2022	2. 10.48	2009	2. 300	2012
3. 75	2005	3. 14	2004	3. 77 10.34	2012	3. 283	2009
4. 71	2007	4. 13	2003	4. 9.17	2003	4. 273	2008
5. 70	2008	4. 13	2008	5. 8.89	2010	5. 266	2003
6. 67	1990	4. 13	2000	6. 8.53	2008	6. 249	2014
7. 63	2014	4. 13	1994	7. 8.24	2006	7. 245	1999
8. 62	2002	8. 11	2019	8. 8.00	2019	8. 243	2007
9. 61	2019	9. 10	2005	9. 7.93	2000	9. 241	2022
10. 59	2011	10. 3 w/ 9		10. 7.90	1999	10. 240	2019
				10. 7.90	2017	10. 240	2010

WALKS	YEAR	SB	YEAR
1. 179	2021	1. 133	2021
2. 153	2009	2. 130	1994
3. 150	1992	3. 114	2022
4. 143	1984	4. 105	2016
4. 143	1986	5. 98	1993
6. 140	2003	6. 2 w/ 90	

## PITCHING & DEFENSIVE RECORDS

ERA	YEAR	STRIKE OUTS	YEAR	FIELDING %	YEAR
1. 1.94	2002	1. 262	2021	1. .966	2015
2. 2.13	2007	2. 259	2022	2. .958	2016
3. 2.22	2012	3. 243	2008	3. .956	2008
4. 2.46	2009	4. 238	1994	4. .954	2007
5. 2.47	2016	5. 233	2006	5. .950	2006
6. 2.58	2019	6. 232	2007	5. .950	2012
7. 2.59	1997	7. 215	1986	5. .950	2022
8. 2.72	2018	8. 213	2017	8. .947	2019
9. 2.83	2006	9. 212	2016	9. .946	1991
9. 2.83	2017			10. .944	2011

# HOMESTEAD SPARTANS BASEBALL

## SINGLE SEASON INDIVIDUAL OFFENSIVE RECORDS

PLAYER	AVERAGE	YEAR	PLAYER	HITS	YEAR
1. Kaleb Kolpien	0.589	2021	1. Kaleb Kolpien	66	2021
2. Steve Lowden	0.526	2010	2. Ryan Chenoweth	52	2005
3. Carter Mathison	0.515	2021	3. Carter Mathison	51	2021
4. Daniel Swarts	0.511	2018	4. Bob Glover	50	2008
5. Josh Caccamo	0.508	2012	4. Austin Plasterer	50	2012
6. Steve Lowden	0.507	2009	6. Brandon Soat	47	2012
7. Bob Glover	0.500	2008	7. Nick Byall	46	2000
8. Kyle Leiendecker	0.489	2007	7. Dustin Fremion	46	2000
9. Austin Plasterer	0.481	2012	7. Brady Sheehan	46	2014
10. Nick Byall	0.474	2000	10. Jeff Starnes	45	1987
11. Ryan Chenoweth	0.473	2005	11. Ryan Stephens	44	2014
12. Justin Scutchfield	0.469	2002	12. Kyle Leiendecker	43	2007
13. Nick Diem	0.468	2003	12. Ryan Wright	43	2008
13. Patrick Veerkamp	0.468	2009	14. Brennen Weigert	41	2021
15. Rob Bowen	0.466	1998	14. Rob Bowen	41	1998
16. Kaleb Kolpien	0.455	2019	16. Ryan Wright	40	2006
17. Ryan Wright	0.453	2008	16. Steve Lowden	40	2010
17. Brennen Weigert	0.453	2022	16. Kaleb Kolpien	40	2019

PLAYER	HOME RUNS	YEAR	PLAYER	RBI	YEAR
1. Carter Mathison	16	2021	1. Carter Mathison	53	2021
2. Ryan Wright	14	2008	2. Kaleb Kolpien	52	2021
3. Ryan Wright	10	2007	3. Ryan Chenoweth	49	2005
3. Ryan Chenoweth	10	2005	3. Brandon Soat	49	2012
3. Justin Scutchfield	10	2002	5. Ryan Wright	45	2008
3. Isaac Bair	10	2017	6. Steve Lowden	38	2009
7. Dan James	9	1983	6. Ryan Stephens	38	2014
8. Chad Vanderbilt	8	1998	8. Brennen Weigert	37	2021
9. Rob Bowen	7	1999	8. Justin Scutchfield	37	2002
9. Greg Wehling	7	1981	8. Austin Plasterer	37	2012
9. Brad Hitzfield	7	1983	11. Brady Sheehan	36	2014
9. Rob Schwitzer	7	1981	12. Kyle Leiendecker	34	2007
9. Cody O'Neal	7	2009	12. Dan James	34	1983
9. Isaac Bair	7	2018	12. Steve Lowden	34	2010
			12. Jake Weber	34	2012
			12. Isaac Bair	34	2017

PLAYER	RUNS	YEAR	PLAYER	DOUBLES	YEAR
1. Carter Mathison	64	2021	1. Kaleb Kolpien	20	2021
2. Brennen Weigert	43	2021	2. Ryan Chenoweth	18	2005
2. Ryan Chenoweth	43	2005	3. Jeff Starnes	15	1987
2. Bob Glover	43	2008	4. Ryan Wright	14	2008
2. Ryan Wright	43	2008	4. Ryan Keena	14	2002
6. Austin Plasterer	41	2012	4. Brandon Soat	14	2012
7. Josh Byers	38	1999	4. Nick Hockemeyer	14	2022
7. Matt Anderson	38	2016	7. 6 with	13	
9. Matt Anderson	37	2017			
9. Kaleb Kolpien	37	2021			
10. Carter Mathison	36	2019			
10. Ryan Wright	36	2006			

# HOMESTEAD SPARTANS BASEBALL


## SINGLE SEASON INDIVIDUAL OFFENSIVE RECORDS

PLAYER	TRIPLES	YEAR
1. Bob Glover	6	2008
1. Kaleb Kolpien	6	2021
1. Carter Mathison	6	2021
1. Nick Hockemeyer	6	2022
5. Dustin Fremion	5	2000
5. Greg Taylor	5	1992
7. Ryan Chenoweth	4	2005
7. Scott Valentic	4	2004
7. Casey Fogle	4	1994
10. 15 Tied with (Todor)	3	

PLAYER	WALKS	YEAR
1. Carter Mathison	31	2021
2. Mike Starnes	27	1990
3. Matt Lennington	25	1986
4. Carter Mathison	24	2019
4. Tyler Zimske	24	2014
4. Jeff Dalman	24	1976
7. Graham Kollen	23	2021
7. Greg Taylor	23	1992
7. Tom Ankenbruck	23	2003
10. Paul Lindsley	22	1990
10. Jon McArdle	22	1991
10. Justin Scutchfield	22	2002
10. Jake Renkenberger	22	2009
10. Steve Lowden	22	2010

PLAYER	STOLEN BASES	YEAR
1. Josh Byers	33	1998
2. Dan Schilling	32	1994
3. Luke Palmer	25	2021
3. Greg Sweet	25	1983
5. Matt Anderson	24	2016
6. Nick Fox	23	1997
7. Dan Schilling	22	1993
8. Nate Carden	21	2005
9. Brent Berghorn	20	1994
10. Steve Bell	19	1994
11. Braeden Hardwick	18	2021
11. Carter Mathison	18	2021
11. Kyle Mohsenzadeh	18	2014
11. Aiden Harris	18	2022
15. Dustin Fremion	17	1999
15. Ryan Keena	17	2002
15. Josh Byers	17	1999
15. Drew Lunsford	17	2015
15. Gawen Wells	17	2016
15. Malik Wirges	17	2018

PLAYER	AT BATS	YEAR
1. Greg Sweet	113	1983
2. Kaleb Kolpien	112	2021
2. Buddy Tupper	112	1986
2. Ryan Stephens	112	2014
5. Ryan Chenoweth	110	2005
6. Jeff Grim	106	1981
6. Brady Sheehan	106	2014
8. Will Thatcher	105	1983
8. Brandon Soat	105	2012
10. Jeff Starnes	104	1987
10. Austin Plasterer	104	2012
12. Jeff Starnes	103	1986
12. Paul Hiatt	103	1987
12. Drew Lunsford	103	2016



# HOMESTEAD SPARTANS BASEBALL

## SINGLE SEASON INDIVIDUAL PITCHING RECORDS

PITCHER	WINS	YEAR
1. Mark Ciesielski	13	1990
2. Terry Fife	12	1977
3. Jared Baker	9	2005
3. Ryan Rice	9	2000
5. Bob Glover	8	2008
5. Travis Carsten	8	2008
5. Jeff Elmer	8	1980
5. Jeff Rickard	8	1980
5. DJ Moore	8	2014
10. 15 with (Tinkel & Graber)	7	

PITCHER	ERA	YEAR
1. Terry Fife	0.37	1977
2. Sam Krivacs	0.81	2016
3. Josh Schwartz	0.98	2003
4. Greg Routen	0.99	2002
5. Bob Rodenbeck	1.11	2007
6. Andy Harkness	1.13	2012
7. Travis Carsten	1.17	2007
8. Kaleb Kolpien	1.40	2019
9. Alex Graber	1.54	2022
10. Grant Simmons	1.59	2019
11. Griffin Tinkel	1.64	2022

PITCHER	STRIKEOUTS	YEAR
1. Terry Fife	137	1977
2. Buddy Tupper	100	1986
3. Brad Martin	98	1994
4. Todd Mann	83	1992
5. Kyle Leiendecker	81	2006
6. Kyle Leiendecker	77	2007
6. Bob Glover	77	2008
8. Cole Elkins	75	2021
9. Travis Carsten	74	2008
9. Joe Johnson	74	1998
11. Justin Miller	73	2018
12. Taylor Kinzer	71	2006

PITCHER	SAVES	YEAR
1. Steve Baumgarte	8	1987
2. Grant Simmons	3	2019
2. Matt Anderson	3	2015
2. Max Guyll	3	2002
2. Brad Martin	3	1993
2. Darren Meiss	3	1983
2. Greg Sweet	3	1983
2. Jeff Elmer	3	1980

PITCHER	APPEARANCES	YEAR
1. Steve Baumgarte	23	1987
2. Terry Fife	19	1976
3. Jared Baker	17	2005
3. Ryan Rice	17	2000
3. Mark Ciesielski	17	1990
6. Chris Copley	15	2005
6. Brad Zeddis	15	1987
6. Steve Baumgarte	15	1988
6. Tim Frey	15	1986
6. Todd Miller	15	1984
6. Greg Schuchhardt	15	1975
6. Brad Martin	15	1994

PITCHER	IP	YEAR
1. Mark Ciesielski	83	1990
1. Terry Fife	83	1976
3. Buddy Tupper	78.3	1986
3. Brad Martin	78.3	1994
5. Jared Baker	74.7	2005
6. Jeff Elmer	70	1981
7. Todd Mann	69.7	1992
8. Brad Zeddis	67	1988
9. Pat Woodward	66	1999
10. Ryan Rice	65.7	2000

PITCHER	WIN %	YEAR
1. Terry Fife	12-0 1.000	1977
2. Bob Glover	8-0 1.000	2008
3. Kevin Bultemeier	7-0 1.000	2007
3. Griffin Tinkel	7-0 1.000	2022
5. Kaleb Kolpien	6-0 1.000	2021
5. Ryan Waugh	6-0 1.000	1993
5. Ryan Copley	6-0 1.000	2009
8. David Linsmeyer	5-0 1.000	2002
9. Jeff Rickard	8-1 .889	1980
9. DJ Moore	8-1 .889	2014
11. Kevin Watson	7-1 .875	2001
11. Jake Weber	7-1 .875	2012
13. Mark Ciesielski	13-2 .867	1990
14. Jayden Lepper	6-1 .857	2019



# HOMESTEAD BASEBALL CAREER OFFENSIVE RECORDS

NOTE: RECORDS FOR THE YEARS 1977, 78,79, 82, & 2020 ARE NOT AVAILABLE OR A SEASON WAS CANCELED (2020). ALL CAREER RECORDS ARE BASED ON AVAILABLE INFORMATION. SEVERAL PLAYERS APPEAR IN THE CAREER LISTINGS EVEN THOUGH ONE OR MORE YEARS ARE NOT INCLUDED. YEARS MARKED WITH AN ASTERISK (\*) ARE NOT INCLUDED IN THE TOTALS. TO QUALIFY FOR CAREER AVERAGE, YOU MUST HAVE AS MANY AT-BATS AS TEAM GAMES PLAYED

PLAYER	AVERAGE	YEARS	PLAYER	RUNS	YEARS
1. Kaleb Kolpien	.530	19-21*	1. Ryan Wright	111	06-08
2. Steve Lowden	.517	09-10	2. Carter Mathison	106	18-21*
3. Bob Glover	.476	06-08	3. Matt Anderson	101	14-17
4. Nick Diem	.451	02-03	4. Austin Plasterer	83	10-12
5. Ryan Wright	.448	06-08	5. Drew Lunsford	76	14-16
6. Brennen Weigert	.441	20-22*	6. Brennen Weigert	75	20-22*
7. Nick Byall	.440	99-00	7. Brandon Soat	74	10-12
8. Ryan Chenoweth	.427	04-05	8. Taylor Kinzer	73	04-06
9. Carter Mathison	.426	18-21*	9. RJ Sanfrey	72	99-01
10. Jake Weber	.405	10-12	9. Tyler Zimske	72	12-14
11. Derek Kinzer	.403	08-09	10. Two with	71	
11. Chuck Weaver	.403	08-09			
13. Patrick Veerkamp	.401	08-09			
13. Rick Longenberger	.401	94-96			
15. Jordan Wise	.400	06-07			
16. Brandon Soat	.397	10-12			

PLAYER	HOME RUNS	YEARS	PLAYER	DOUBLES	YEARS
1. Ryan Wright	29	06-08	1. Ryan Chenoweth	28	04-05
2. Carter Mathison	20	18-21*	1. Brandon Soat	28	10-12
3. Isaac Bair	17	15-18	3. Rick Longenberger	26	94-96
4. Taylor Kinzer	14	04-06	4. Kaleb Kolpien	25	19-21*
5. Ryan Chenoweth	13	04-05	5. Carter Mathison	24	18-21*
6. Brad Hitzfield	12	82-84*	5. Trent Karshner	24	88-90
6. Justin Scutchfield	12	00-02	5. Taylor Kinzer	24	04-06
6. Rob Bowen	12	97-99	5. Tyler Zimske	24	12-14
6. Chad Vanderbilt	12	97-99	9. Austin Plasterer	23	10-12
6. Steve Lowden	12	09-10	10. Ryan Wright	22	06-08
11. Josh Cooperman	10	89-91	10. Bob Glover	22	06-08
11. Kyle Leiendecker	10	05-07	10. Kyle Leiendecker	22	05-07
11. Cody O'Neal	10	08-10	10. Jake Weber	22	10-12
11. Brandon Soat	10	10-12	10. Isaac Bair	22	15-18

PLAYER	RBI	YEARS	PLAYER	TRIPLES	YEARS
1. Ryan Wright	104	06-08	1. Carter Mathison	9	18-21*
2. Brady Sheehan	95	13-16	2. Kaleb Kolpien	8	19-21*
3. Carter Mathison	89	18-21*	2. Ryan Wright	8	06-08
3. Brandon Soat	89	10-12	4. Bob Glover	7	06-08
5. Taylor Kinzer	81	04-06	4. Ryan Chenoweth	7	04-05
6. Kaleb Kolpien	80	19-21*	6. Casey Fogle	6	93-94
7. Ryan Chenoweth	78	04-05	6. Matt Anderson	6	14-17
8. Steve Lowden	72	09-10	6. Nick Hockemeyer	6	21-22
8. Jake Weber	72	10-12	8. Seven with	5	
10. Isaac Bair	70	15-18			
11. Chad Vanderbilt	69	97-99			
12. Matt Anderson	68	14-17			
13. Kyle Leiendecker	67	05-07			
14. Justin Scutchfield	66	00-02			
14. Rob Bowen	66	96-99			
16. Brennen Weigert	63	20-22*			

PLAYER	SB	YEARS
1. Dan Schilling	56	92-94
2. Josh Byers	50	98-99
3. Matt Anderson	45	14-17
4. Drew Lunsford	35	14-16
5. Carter Mathison	34	18-21*
6. Dustin Fremion	33	99-00
7. Nick Fox	32	96-97
7. Brent Berghorn	32	93-94
7. Kyle Mohsenzadeh	32	13-14
7. Brennen Weigert	32	20-22*

# HOMESTEAD BASEBALL CAREER PITCHING RECORDS

NOTE: RECORDS FOR THE YEARS 1977, 78,79, 82, & 2020 ARE NOT AVAILABLE. ALL CAREER RECORDS ARE BASED ON AVAILABLE INFORMATION. SEVERAL PLAYERS APPEAR IN THE CAREER LISTINGS EVEN THOUGH ONE OR MORE YEARS ARE NOT INCLUDED. YEARS MARKED WITH AN ASTERISK (\*) ARE NOT INCLUDED IN THE TOTALS.

PITCHER	WINS	YEARS
1. Terry Fife	21	75-77
2. Mark Ciesielski	18	88-90
3. Ryan Waugh	16	93-95
4. Bob Glover	15	06-08
4. Ryan Rice	15	99-00
6. DJ Moore	14	13-15
7. Steve Baumgarte	13	87-89
7. Patrick Veerkamp	13	08-09
7. Brandon Soat	13	10-12
7. Kaleb Kolpien	13	19-21*

PITCHER	ERA	YEARS
1. Sam Krivacs	1.28	15-16
2. Greg Routen	1.63	01-02
3. Kevin Bultemeier	1.75	06-07
4. Carter Mathison	1.79	18-21*
5. Josh Schwartz	1.90	03-04
6. Kaleb Kolpien	1.97	19-21*
6. Brady Harkness	1.97	16-17
8. Terry Fife	2.01	75-77
9. Max Guyll	2.21	01-02
10. Matt Anderson	2.26	14-17
11. Josh Thompson	2.40	11-13
12. Patrick Veerkamp	2.42	08-09
13. Jake Weber	2.44	10-12
14. Travis Carsten	2.51	06-08
15. David Linsmeyer	2.61	00-02


PITCHER	GAMES	YEARS
1. Steve Baumgarte	49	87-89
2. Terry Fife	43	75-77
3. Mark Ciesielski	37	88-90
4. Brad Zaddis	33	86-88
5. Rick Longenberger	31	94-96

PITCHER	STRIKEOUTS	YEARS
1. Terry Fife	205	75-77*
2. Kyle Leindecker	190	05-07
3. Rick Longenberger	175	94-96
4. Steve Baumgarte	173	87-89
5. Todd Mann	146	90-92
6. Brandon Soat	137	10-12

PITCHER	INNINGS	YEARS
1. Terry Fife	202.3	75-77
2. Steve Baumgarte	173.3	87-89
3. Brad Zeddis	164.3	86-88
4. Mark Ciesielski	162.7	88-90
5. Rick Longenberger	150.7	94-96

PITCHER	WIN %	YEARS
1. Ryan Copley	8-0 1.000	08-09
2. Bob Rodenbeck	7-0 1.000	06-07
3. Bob Glover	15-1 .938	06-08
4. Kevin Bultemeier	10-1 .909	06-07
4. Alex Bradtmiller	10-1 .909	14-16
6. Carter Mathison	7-1 .875	18-21*
7. Kaleb Kolpien	13-2 .867	19-21*
8. Jake Weber	12-2 .857	10-12
9. Kevin Watson	10-2 .833	00-01
10. Josh Thompson	9-2 .818	11-13
11. Patrick Veerkamp	13-3 .813	08-09
12. Terry Fife	21-5 .808	75-77
13. Jeff Rickard	12-3 .800	80-81
14. David Linsmeyer	8-2 .800	00-02
14. Bailey Waugh	8-2 .800	14-16
14. Caden Tarango	8-2 .800	20-22*
16. Two with	11-3 .786	

PITCHER	SAVES	YEARS
1. Steve Baumgarte	9	87-89
2. Max Guyll	5	01-02
3. Brad Martin	4	92-94
3. Darren Miess	4	83-84
3. Matt Anderson	4	14-17
6. Grant Simmons	3	19-21*
6. Todd Mann	3	90-92
6. Tim Frey	3	85-86
6. Mark Ciesielski	3	88-90
6. Mark Modica	3	85-86





# HOMESTEAD SPARTANS BASEBALL RECORD vs. OPPONENTS

(No information for 1983-1984)

TEAM	W	L	TEAM	W	L
Adams Central	2	6	Lafayette Jeff	0	2
Anderson Highland	1	1	Lawrence Central	0	1
Angola	10	1	Lawrenceberg	0	1
Aurora	0	2	Leo	6	5
Batesville	0	1	Madeira (OH)	1	0
Belding (MI)	2	0	Manchester	19	3
Bellmont	25	19	Marion	29	9
Bishop Dwenger	23	7	Maryville (TN)	1	0
Bishop Luers	11	12	McCutcheon	0	1
Blackhawk Christian	12	3	Mishawaka Marian	3	0
Bluffton	23	3	Mississinewa	7	0
Boonville	1	0	Moeller (OH)	2	0
Brebeuf Jesuit	1	1	Monroe Central	1	0
Canterbury	7	0	Mount Vernon (Posey)	1	0
Carmel	1	0	Mooresville	2	0
Carroll	31	36	New Haven	22	27
Carson City (MI)	2	0	New Prairie	4	0
Cathedral	4	11	Noblesville	2	2
Central Catholic	1	0	North Central	0	1
Central Noble	3	0	North Side	36	14
Chesterton	1	0	Northridge	2	0
Churubusco	13	3	Northrop	40	39
Columbia City	38	12	Northview	0	1
Concordia	25	9	Norwell	23	19
Crown Point	2	0	Olney Central (IL)	1	0
Decatur Central	1	1	Penn	1	1
DeKalb	25	22	Polk County (TN)	1	0
East Noble	25	15	Richmond	0	2
Eastern Greene	1	0	St. Joseph	0	1
Elkhart Central	3	1	Snider	35	29
Elmhurst	36	34	South Adams	9	8
Evansville Central	2	1	South Bend Washington	14	2
Farragut (TN)	0	1	South Side	37	13
Fishers	0	5	Southwood	4	0
Garrett	6	1	Sweetwater (TN)	1	0
Gary Andrean	0	1	Terre Haute North	1	1
Gibson Southern	1	2	Union County	1	0
Goshen	2	0	Vincennes Lincoln	1	1
Hamilton Southeastern	4	0	Wabash	7	6
Hanover Central	0	1	Wapahani	8	2
Harding	10	15	Warsaw	5	6
Harrison (OH)	1	0	Wayne	26	17
Heritage	13	7	Whitko	18	4
Huntington North	27	26	Woodlan	12	1
Jay County	3	0	Walker Valley (TN)	2	0
Kokomo	0	2	Zionsville	0	2
Lafayette Harrison	1	0			

# HOMESTEAD SPARTANS BASEBALL VARSITY HEAD COACH CAREER RECORDS

YEARS	COACH	SEASONS	WINS	LOSSES	WIN %
1971-1974	Bob Rohrbacher	4	15	43	0.259
1975-1976	Neal McKeeman	2	19	25	0.432
1977	Keith Gerbers	1	16	8	0.667
1978-1979	Dave Pruis	2	21	22	0.488
1980-1992	Tom Muth	13	195	183	0.516
1993-2007	Keith Potter	15	282	153	0.648
2008-2015	Steve Sotir	8	166	61	0.731
2016-	Nick Byall	6	134	45	0.749
<b>TOTALS</b>		<b>51</b>	<b>848</b>	<b>540</b>	<b>0.611</b>

\*2020 Season canceled due to pandemic



# **Junior Varsity and Freshmen**



# **Baseball Stats and Records**

# Junior Varsity Blue

## 2022



## 17 – 0

**Offensive Player of the Year:** Mason Weaver

**Defensive Player of the Year:** Sam Sosebee

**Pitcher of the Year:** Logan Wilson

**Mental Attitude Award:** Tim Ruppert

## HOMESTEAD SPARTANS JV BLUE BASEBALL RECORDS (NO RECORDS ARE AVAILABLE BEFORE 1983)

YEAR	COACH	WINS	LOSSES	WIN %
1983	Keith Potter	9	5	0.643
1984	Keith Potter	10	5	0.667
1985	Keith Potter	7	7	0.500
1986	Keith Potter	9	6	0.600
1987	Keith Potter	13	4	0.765
1988	Keith Potter	11	10	0.524
1989	Keith Potter	8	8	0.500
1990	Keith Potter	16	0	1.000
1991	Keith Potter	12	8	0.600
1992	Keith Potter	9	7	0.563
1993	Paul Kennell	11	10	0.524
1994	Paul Kennell	8	7	0.533
1995	Paul Kennell	17	1	0.944
1996	Paul Kennell	11	5	0.688
1997	Shawn Harkness	14	6	0.700
1998	Shawn Harkness	13	6	0.684
1999	Shawn Harkness	13	7	0.650
2000	Shawn Harkness	22	1	0.957
2001	James Frazier	14	4	0.778
2002	James Frazier	14	6	0.700
2003	Shawn Harkness	16	5	0.762
2004	James Frazier	17	4	0.810
2005	Paul Kennell	17	0	1.000
2006	John Kroterfield	19	2	0.905
2007	John Kroterfield	13	7	0.650
2008	John Kroterfield	16	4	0.800
2009	Jim Coplen, Mike Lindsey	10	8	0.556
2010	Jim Coplen, Mike Lindsey	7	4	0.636
2011	Chris Copley, Ryan Keena	12	2	0.857
2012	Chris Copley, Ryan Keena, Ben Kitto	15	2	0.882
2013	Josh Brock, Donovan Bryan	7	6	0.538
2014	Brad Ewart, Zach Stine	12	7	0.632
2015	Shawn Harkness	16	6	0.727
2016	Taylor Golding, Blaine Hershberger	16	2	0.889
2017	Brian Landrigan, Steve Lowden	19	3	0.864
2018	Brian Landrigan, Steve Lowden	15	5	0.750
2019	Austin Plasterer, Kyle Plasterer	15	3	0.833
2021	Brian Landrigan, Dominic Schroeder	21	2	0.913
2022	Brian Landrigan, Dominic Schroeder	17	0	1.000
<b>TOTALS</b>		<b>521</b>	<b>185</b>	<b>0.738</b>

### Homestead JV Blue Baseball Offensive Stats (2022)

#	Name	G	AVG	PA	AB	H	R	B	1B	2B	3B	HR	RBI	SB	CS	BB	HBP	SO	Kc	Ks	XBH	TB	SacB	SacF	OBP	SLG	OPS	RPA	BABIP	BA/RSP	H/RSP	LOBi	ROE	GB%	LD%	PU%	FB%	HH%	TP
12	Justin Goskowicz	17	0.543	42	35	19	16	1	12	6	0	0	12	14	0	5	1	6	1	5	6	25	0	1	0.595	0.714	1.310	0.667	0.633	0.500	9	18	2	36.7	36.7	10.0	16.7	36.7	131
1	Mason Weaver	15	0.500	47	38	19	12	0	11	7	0	1	14	3	1	5	2	2	0	2	8	29	0	2	0.553	0.763	1.316	0.532	0.486	0.417	10	17	4	21.1	42.1	0.0	36.8	23.7	142
8	Caleb Bradford	15	0.455	45	33	15	19	0	8	5	1	1	10	8	0	8	4	7	3	4	7	25	0	0	0.600	0.758	1.358	0.622	0.560	0.368	7	16	4	15.4	42.3	11.5	30.8	38.5	181
18	Peyton Slaven	16	0.394	39	33	13	14	0	8	4	1	0	9	5	0	6	0	5	4	1	5	19	0	0	0.487	0.576	1.063	0.590	0.464	0.313	5	16	2	50.0	32.1	3.6	14.3	10.7	128
4	Sam Sosebee	16	0.382	45	34	13	13	1	8	4	0	0	13	6	0	8	1	7	0	7	4	17	2	0	0.512	0.500	1.012	0.578	0.481	0.500	7	21	2	31.0	27.6	13.8	27.6	20.7	165
6	Evan Shoppell	8	0.375	9	8	3	2	0	2	1	0	0	4	2	0	0	0	2	0	2	1	4	1	0	0.375	0.500	0.875	0.667	0.500	0.500	3	6	0	57.1	42.9	0.0	0.0	14.3	28
2	Luke Neiswonger	14	0.375	30	24	9	6	2	4	2	0	1	7	0	0	5	0	5	1	4	3	14	1	0	0.483	0.583	1.066	0.400	0.444	0.429	6	15	0	35.0	40.0	5.0	20.0	15.0	123
10	Andrew Pothast	14	0.348	30	23	8	3	0	7	0	0	1	9	0	0	4	1	2	1	1	1	11	0	2	0.433	0.478	0.912	0.367	0.318	0.333	4	16	1	47.8	17.4	13.0	21.7	17.4	108
7	Nic Pequignot	16	0.346	40	26	9	20	3	5	0	1	0	6	9	0	8	6	4	2	2	1	11	0	0	0.575	0.423	0.998	0.650	0.409	0.385	5	9	1	40.9	27.3	18.2	13.6	13.6	140
5	Timothy Ruppert	13	0.333	30	24	8	5	0	6	2	0	0	7	6	1	4	1	6	2	4	2	10	1	0	0.448	0.417	0.865	0.400	0.444	0.286	4	16	1	36.8	31.6	10.5	21.1	36.8	96
11	Luke Riha	15	0.321	35	28	9	8	1	4	3	0	1	5	4	0	3	3	9	1	8	4	15	0	1	0.429	0.536	0.964	0.343	0.421	0.125	2	24	2	10.0	30.0	20.0	40.0	10.0	133
21	Hunter Waugh	15	0.318	32	22	7	10	0	5	2	0	0	6	0	0	4	6	2	0	2	2	9	0	0	0.531	0.409	0.940	0.500	0.350	0.333	3	6	3	65.0	25.0	0.0	10.0	10.0	94
14	Joshua West	15	0.300	29	20	6	8	0	4	2	0	0	9	2	1	5	3	5	0	5	2	8	0	1	0.483	0.400	0.883	0.586	0.375	0.273	3	12	2	56.3	18.8	6.3	18.8	18.8	97
3	Colin Burda	14	0.290	35	31	9	8	0	8	1	0	0	8	2	0	1	2	6	0	6	1	10	1	0	0.353	0.323	0.676	0.457	0.360	0.429	6	18	2	26.9	38.5	7.7	26.9	11.5	101
13	Logan Wilson	10	0.273	12	11	3	3	0	2	1	0	0	0	1	0	1	0	2	0	2	1	4	0	0	0.333	0.364	0.697	0.250	0.333	0.000	0	5	3	77.8	11.1	0.0	11.1	22.2	41
16	Brady Minnick	16	0.250	35	28	7	10	0	5	2	0	0	7	1	0	5	2	8	1	7	2	9	0	0	0.400	0.321	0.721	0.486	0.350	0.353	6	16	2	50.0	35.0	10.0	5.0	30.0	127
9	Brett Fuchs	15	0.250	36	28	7	11	2	2	3	0	0	4	2	0	7	1	8	3	5	3	10	0	0	0.417	0.357	0.774	0.417	0.350	0.188	3	26	1	31.6	31.6	10.5	26.3	21.1	138
TOTALS		17	0.368	571	446	164	168	10	101	45	3	5	130	65	3	79	33	86	19	67	53	230	6	7	0.488	0.516	1.004	0.513	0.439	0.349	83	257	32	37.1	32.3	8.6	22.0	21.2	1973

### Homestead JV Blue Baseball Pitching Stats (2022)

#	Name	G	ST	W	L	IP	ERA	CMP	ShO	R	ER	RA	BB	K	Kc	Ks	K/BB	H	HB	WHIP	OBP	BAA	BF	Ball	Str	PIT	%	BK	WP	GO	AO	FPS	FPB	FPS%	123	GB%	LD%	PU%	FB%	HH%
11	Luke Riha	6	0	1	0	8.33	0.00	0	0	0	0	0.00	2	4	2	2	2.00	1	1	0.36	0.143	0.040	28	32	54	86	62.8	0	0	16	4	20	8	0.71	4	81.0	0.0	0.0	19.0	14.3
12	Justin Goskowicz	1	0	0	0	1.00	0.00	0	0	0	0	0.00	0	2	0	2	0.00	0	0	0.00	0.000	0.000	3	4	8	12	66.7	0	0	1	0	2	1	0.67	1	100.0	0.0	0.0	0.0	0.0
14	Joshua West	1	0	0	0	2.00	0.00	0	0	0	0	0.00	0	5	2	3	0.00	0	0	0.00	0.000	0.000	6	8	20	28	71.4	0	0	0	1	3	3	0.50	2	0.0	0.0	100.0	0.0	0.0
3	Colin Burda	1	0	0	0	1.00	0.00	0	0	0	0	0.00	1	2	1	1	2.00	0	0	1.00	0.250	0.000	4	9	11	20	55.0	0	0	0	1	2	2	0.50	0	0.0	0.0	0.0	100.0	0.0
18	Peyton Slaven	1	0	0	0	1.00	0.00	0	0	0	0	0.00	2	3	1	2	1.50	0	0	2.00	0.400	0.000	5	12	12	24	50.0	0	0	0	0	3	2	0.60	0	0.0	0.0	0.0	0.0	
5	Timothy Ruppert	5	2	2	0	17.00	0.41	0	0	3	1	0.18	8	20	8	12	2.50	7	0	0.88	0.224	0.119	67	92	174	266	65.4	0	0	19	10	44	24	0.65	7	56.4	20.5	2.6	20.5	10.3
1	Mason Weaver	4	3	3	0	10.00	0.70	0	0	2	1	0.20	4	24	11	13	6.00	7	0	1.10	0.256	0.179	43	60	109	169	64.5	0	1	3	3	28	15	0.65	5	46.7	20.0	26.7	6.7	33.3
16	Brady Minnick	3	1	1	0	7.00	1.00	0	0	1	1	0.14	8	12	3	9	1.50	3	1	1.57	0.400	0.143	30	64	65	129	50.4	1	0	3	3	13	17	0.43	2	55.6	11.1	11.1	22.2	11.1
13	Logan Wilson	4	2	3	0	13.00	1.08	1	1	2	2	0.15	9	24	10	14	2.67	2	0	0.85	0.200	0.043	55	91	138	229	60.3	0	2	9	7	37	18	0.67	3	68.2	9.1	0.0	22.7	18.2
8	Caleb Bradford	4	3	2	0	12.00	1.17	0	0	4	2	0.33	6	14	3	11	2.33	7	2	1.08	0.294	0.163	51	71	123	194	63.4	0	2	15	5	36	15	0.71	7	58.6	13.8	6.9	20.7	0.0
6	Evan Shoppell	6	4	3	0	17.33	2.42	0	0	11	6	0.63	9	27	9	18	3.00	13	2	1.27	0.316	0.200	77	115	182	297	61.3	1	0	14	8	43	36	0.54	7	61.5	15.4	12.8	10.3	2.6
21	Hunter Waugh	3	0	0	0	2.33	3.00	0	0	3	1	1.29	1	3	2	1	3.00	2	3	1.29	0.429	0.200	14	24	25	49	51.0	0	0	1	3	6	8	0.43	1	42.9	14.3	42.9	0.0	14.3
2	Luke Neiswonger	6	2	2	0	13.67	3.07	0	0	10	6	0.73	10	16	7	9	1.60	11	1	1.54	0.349	0.212	63	103	146	249	58.6	1	1	8	14	40	25	0.62	3	36.1	22.2	11.1	30.6	22.2
TOTALS		17	17	17	0	105.67	1.32	1	1	36	20	0.34	60	156	59	97	2.60	53	10	1.07	0.276	0.141	446	685	1067	1752	60.9	3	6	89	59	277	174	0.61	42	56.4	15.0	9.5	19.1	12.3

### Homestead JV Blue Baseball Fielding Stats (2022)

#	Name	G	ST	IP	FP	OP	ERR	PO	A	SBA	CS	TO%	DP	PB	PKF	PK
12	Justin Goskowicz	16	13	65.67	1.000	197	0	13	0	0	0	0.000	0	0	0	0
16	Brady Minnick	15	9	62.67	1.000	188	0	45	3	0	0	0.000	1	0	0	1
6	Evan Shoppell	12	5	31.00	1.000	93	0	2	3	0	0	0.000	0	0	0	1
13	Logan Wilson	10	4	32.33	1.000	97	0	1	5	0	0	0.000	0	0	0	0
9	Brett Fuchs	14	11	66.00	0.978	198	2	80	9	8	7	0.467	0	9	1	0
10	Andrew Pothast	14	8	54.67	0.974	164	2	69	7	9	4	0.308	0	9	0	0
11	Luke Riha	16	9	62.33	0.973	187	1	29	7	0	0	0.000	0	0	0	0
1	Mason Weaver	12	11	60.00	0.957	180	1	13	9	0	0	0.000	1	0	0	0
4	Sam Sosebee	16	12	67.33	0.955	202	1	10	11	0	0	0.000	0	0	0	0
7	Nic Pequignot	15	12	61.00	0.933	183	1	14	0	0	0	0.000	0	0	0	0
5	Timothy Ruppert	15	10	65.67	0.917	197	1	5	6	0	0	0.000	0	0	0	0
3	Colin Burda	14	8	55.67	0.900	167	2	9	9	0	0	0.000	1	0	0	0
2	Luke Neiswonger	14	9	50.33	0.867	151	2	6	7	0	0	0.000	0	0	0	0
21	Hunter Waugh	15	7	55.00	0.857	165	4	9	15	0	0	0.000	0	0	0	0
18	Peyton Slaven	13	8	59.00	0.833	177	1	4	1	0	0	0.000	0	0	0	0
8	Caleb Bradford	14	12	61.00	0.714	183	6	5	10	0	0	0.000	0	0	0	0
14	Joshua West	14	5	41.33	0.667	124	3	3	3	0	0	0.000	0	0	0	0
	<b>TOTALS</b>	<b>17</b>	<b>153</b>	<b>951.00</b>	<b>0.940</b>	<b>2853</b>	<b>27</b>	<b>317</b>	<b>105</b>	<b>17</b>	<b>11</b>	<b>0.393</b>	<b>1</b>	<b>18</b>	<b>1</b>	<b>2</b>

## JV BLUE TEAM RECORDS

WINS	YEAR	WIN %	YEAR	BATTING AVERAGE	YEAR	RUNS PER GAME	YEAR
1. 22	2000	1. 1.000	1990	1. .421	2005	1. 12.5	2012
2. 21	2021	1. 1.000	2005	2. .395	2021	2. 12.4	2021
3. 19	2006	1. 1.000	2022	3. .390	2006	3. 11.6	1996
3. 19	2017	3. .957	2000	4. .389	2001	4. 11.5	2005
5. 17	1995	4. .944	1995	5. .385	2012	5. 11.2	1995
5. 17	2004	5. .913	2021	6. .377	2000	5. 11.2	2008
5. 17	2005	6. .905	2006				
5. 17	2022						
HOME RUNS	YEAR	STOLEN BASES	YEAR	ERA	YEAR	FIELDING %	YEAR
1. 16	2001	1. 128	2011	1. 1.32	2022	1. .942	1999
1. 16	2008	2. 116	1995	2. 1.77	2000	2. .940	2000
3. 15	2021	3. 104	2021	3. 1.93	2005	2. .940	2022
4. 13	2003	4. 92	2000	4. 2.22	2015	4. .938	1998
5. 12	2004	5. 92	2003	5. 2.46	2021	5. .936	2017

## JV BLUE INDIVIDUAL RECORDS

PLAYER	BATTING AVERAGE	YEAR	PLAYER	HOME RUNS	YEAR
1. Jake Goode	0.636	2021	1. Ryan Wright	5	2005
2. Taylor Kinzer	0.599	2003	1. Ryan Chenoweth	5	2003
3. Scott Bushroe	0.571	1992	3. Kyle Sherer	4	2004
3. Charley Jorgensen	0.571	2005	3. Taylor Kinzer	4	2003
5. Clint Davis	0.560	1993	3. Kurt Ferree	4	1993
6. Ryan Wright	0.554	2005	3. Chip Parrish	4	1991
7. Matt Singleton	0.550	1999	3. Klayton Reas	4	2008
PLAYER	RBI	YEAR	PLAYER	RUNS	YEAR
1. Tavi Godinez	65	1995	1. Bob Glover	42	2006
2. Ryan Wright	39	2005	2. Nick Fox	37	1995
3. Kyle Bond	37	2001	3. Aiden Harris	35	2021
4. Doug Schroeder	35	2006	4. Ryan Chenoweth	34	2003
5. Taylor Kinzer	34	2003	5. Tyler Keena	30	2003
6. Scott Bushroe	33	1995	5. Ryan Keena	30	2000
7. Ryan Chenoweth	32	2003	5. Chad Vanderbilt	30	1996
7. Carter Hamlin	32	2017	5. Will Ferguson	30	2017
			9. Jordan Wise	29	2005
			9. Jake Goode	29	2021
			9. Griffin Tinkel	29	2021
PLAYER	DOUBLES	YEAR	PLAYER	TRIPLES	YEAR
1. Taylor Kinzer	12	2003	1. Doug Schroeder	6	2006
2. Doug Schroeder	11	2006	2. Ryan Wright	5	2005
2. Trent Karshner	11	1987	3. Ryan Chenoweth	4	2003
2. Cody O'Neal	11	2008	3. Rob Passage	4	1987
5. Jason Kimmel	10	1990	3. Steve Bell	4	1992
5. Tavi Godinez	10	1995	3. Kyle Bond	4	2001
5. Scott Bushroe	10	1995			
5. Josh Schwartz	10	2002			
5. Brad Hartman	10	2012			



PLAYER	STOLEN BASES	YEAR	PLAYER	WINS	YEAR
1. Joe Ault	29	2011	1. Dennis Park	6	2005
2. Kyle Mohsenzadeh	25	2012	1. Nick Johnston	6	2004
3. Dan Schilling	21	1991	1. David Linsmeyer	6	2000
3. Scott Bushroe	21	1995	1. Dan Rocke	6	1995
3. Brandon Miller	21	2011	5. TEN tied with	5	
6. Marc Mies	19	1988			
6. Nick Fox	19	1995			
6. Tyler Keena	19	2003			
9. Jordan Wise	18	2005			
9. Rick Day	18	2015			
9. Jake Goode	18	2021			
9. Aiden Harris	18	2021			
PLAYER	STRIKE OUTS	YEAR	PLAYER	ERA	YEAR
1. Todd Mann	59	1990	1. Jake Renkenberger	0.37	2008
1. Coletin Berger	59	2021	2. Tim Ruppert	0.41	2022
3. Josh Schwartz	57	2002	3. Bailey Waugh	0.68	2014
4. Nick Johnston	55	2004	4. Grant Dodenhoff	0.70	2015
5. Ryan Koepke	48	2002	4. Mason Weaver	0.70	2022
6. Ryan Rice	47	1998	6. Conor Smith	0.71	2015
7. Buddy Tupper	45	1984	7. Dennis Park	0.94	2005
8. Bailey Waugh	44	2014	8. Logan Wilson	1.08	2022
			9. Daryn Schwartz	1.17	1995
			9. Caleb Bradford	1.17	2022

# Junior Varsity Gold

## 2022



## 12 – 4

**Offensive Player of the Year:** Cole Kintz

**Defensive Player of the Year:** Aidan Good

**Pitcher of the Year:** Ryne Michaeloff

**Mental Attitude Award:** Owen Raber

# HOMESTEAD SPARTANS BASEBALL FRESHMAN (JV GOLD) RECORDS

YEAR	COACH	WINS	LOSSES	WIN %
1994	James Frazier	7	1	0.875
1995	Shawn Harkness	3	8	0.273
1996	Shawn Harkness	7	1	0.875
1997	Rod Parker	7	3	0.700
1998	James Frazier	9	0	1.000
1999	James Frazier	15	0	1.000
2000	James Frazier	10	4	0.714
2001	Mick Baker, Randy Koepke	10	3	0.769
2002	John Kroterfield	9	2	0.818
2003	John Kroterfield	5	9	0.357
2004	John Kroterfield	9	4	0.692
2005	John Kroterfield	11	4	0.733
2006	Joe Asher	7	6	0.538
2007	Joe Asher	10	5	0.667
2008	Joe Asher	11	6	0.647
2009	Ron Wise, Jeremy Hochstedler	12	0	1.000
2010	Ron Wise, Jeremy Hochstedler	9	1	0.900
2011	Isaiah Clark, Adam Shiman	11	5	0.688
2012	Adam Shiman	12	2	0.857
2013	Matt Elmore, Brad Ewart	7	6	0.538
2014	Matt Elmore, Kyle Lidster	12	3	0.800
2015	Matt Elmore, Kyle Lidster	10	6	0.625
2016	Brian Landrigan, Steve Lowden	6	6	0.500
2017	Austin Plasterer, Kyle Plasterer	14	2	0.875
2018	Austin Plasterer, Kyle Plasterer	17	0	1.000
2019	Brian Landrigan, Dominic Schroeder	13	3	0.813
2021	Mike Carpenter, Sean Moore	15	5	0.750
2022	Mike Carpenter, Sean Moore	12	4	0.688
<b>TOTALS</b>		<b>280</b>	<b>99</b>	<b>0.739</b>

Homestead JV Gold Baseball Offensive Stats (2022)														
Name	GP	AVG	PA	AB	H	Runs	1B	2B	3B	RBI	BB	K	HBP	Sac
Luke Neiswonger	2	0.500	4	4	2	0	2	0	0	1	0	0	0	0
Cole Kintz	14	<b>0.459</b>	47	37	17	16	10	<b>7</b>	0	<b>17</b>	9	1	0	1
Owen Raber	12	0.448	41	29	13	<b>19</b>	9	4	0	8	<b>11</b>	3	1	0
Noah Yesh	<b>15</b>	0.439	<b>56</b>	<b>41</b>	<b>18</b>	16	<b>16</b>	1	<b>1</b>	6	<b>11</b>	1	<b>4</b>	0
Evan Anderson	11	0.438	22	16	7	4	6	1	0	7	4	4	2	0
Aidan Good	11	0.433	38	30	13	11	12	1	0	7	7	4	0	1
Braylon Sheefel	11	0.389	24	18	7	6	6	2	0	5	4	5	2	0
Jacob Felger	13	0.370	38	27	10	9	6	4	0	6	<b>11</b>	7	0	0
Jacob Bardwell	9	0.357	19	14	5	5	4	1	0	6	4	4	0	1
Johnnie Ankenbruck	13	0.333	45	36	15	11	13	2	0	16	5	4	1	<b>3</b>
Nathan Bardwell	12	0.318	28	22	7	6	7	0	0	4	5	4	1	0
Keegan McClure	10	0.313	20	16	5	9	5	0	0	2	4	4	0	0
Caidyn Geimer	12	0.300	27	20	6	11	5	1	0	5	7	4	0	0
Will Chiaruttini	12	0.261	27	23	6	6	6	0	0	4	1	5	1	2
Gage Volkert	12	0.240	33	25	6	9	4	2	0	6	5	<b>9</b>	2	0
Ryne Michaeloff	12	0.200	30	25	5	8	4	1	0	5	4	4	0	1
Nick Schultheis	11	0.167	26	18	3	8	0	3	0	2	6	3	2	0
Parker Evans	13	0.129	41	31	4	9	3	1	0	3	9	7	0	1
Luke Riha	2	0.000	5	3	0	0	0	0	0	1	0	1	0	0
<b>TOTALS</b>	<b>16</b>	<b>0.342</b>	<b>571</b>	<b>435</b>	<b>149</b>	<b>163</b>	<b>118</b>	<b>31</b>	<b>1</b>	<b>111</b>	<b>107</b>	<b>74</b>	<b>16</b>	<b>10</b>

Homestead JV Gold Baseball Pitching Stats (2022)															
Name	GP	GS	IP	ERA	BB	K	K/BB	H	R	ER	HBP	WHIP	TP	S	S%
Luke Riha	1	0	1.0	0.00	1	2	2.00	1	0	0	0	2.00	19	9	0.47
Nick Schultheis	2	0	4.1	0.00	3	4	1.33	2	2	0	2	1.71	85	46	0.54
Ryne Michaeloff	6	<b>5</b>	<b>22.1</b>	<b>1.27</b>	10	<b>29</b>	2.90	9	8	4	0	<b>0.86</b>	<b>352</b>	<b>223</b>	0.63
Parker Evans	2	1	5.0	1.40	2	8	<b>4.00</b>	5	1	1	0	1.40	86	55	<b>0.64</b>
Nathan Bardwell	6	4	16.2	3.89	<b>18</b>	21	1.17	10	10	9	2	1.85	284	158	0.56
Keegan McClure	4	3	9.2	4.57	4	10	2.50	<b>11</b>	7	6	1	1.74	168	108	<b>0.64</b>
Jacob Bardwell	4	0	7.0	5.00	10	11	1.10	4	5	5	1	2.14	161	81	0.50
Caidyn Geimer	<b>7</b>	2	14.0	5.50	11	26	2.36	<b>11</b>	<b>13</b>	<b>11</b>	2	1.71	273	173	0.63
Braylon Sheefel	3	0	6.2	5.65	5	11	2.20	6	6	5	0	1.77	125	74	0.59
Aidan Good	4	1	10.0	6.30	7	14	2.00	8	9	9	<b>3</b>	1.80	170	107	0.63
Owen Raber	1	0	1.0	21.00	1	2	2.00	2	3	3	0	3.00	28	17	0.61
<b>Team</b>	<b>16</b>	<b>16</b>	<b>97.2</b>	<b>3.82</b>	<b>72</b>	<b>138</b>	<b>1.92</b>	<b>69</b>	<b>64</b>	<b>53</b>	<b>11</b>	<b>1.56</b>	<b>1751</b>	<b>1051</b>	<b>0.60</b>